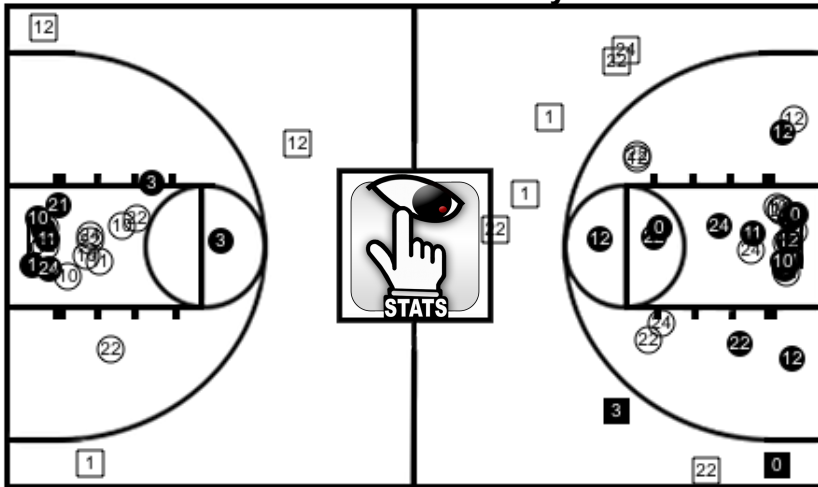


## Home - Edmonds-Woodway

#	Name	Points	Total FG	%	2pt FG	%	3pt FG	%	Free Throws	%	Reb(O-D)DB	PF(T-F)	T	Ast	Blk	Stl	Def	Transit	Eff	Min
0	*Chinedu Acholonu	12	4/4	100	3/3	100.0	1/1	100.0	3/4	75.0	8 (3-5)	3	1	1	1	6	6	0	26	25:26
1	Bryan Bunyatipanor	2	1/4	25	1/1	100.0	0/3	0	0/0	0	3 (1-2)	5	1	1	0	1	0	0	3	11:30
3	Steele Swinton	7	3/3	100	2/2	100.0	1/1	100.0	0/0	0	1 (0-1)	1	2	1	0	0	0	0	7	8:35
4	Thok Chuol	0	0/0	0	0/0	0	0/0	0	0/0	0	0	0	0	0	0	0	0	0	0	2:10
5	Andy Cerekja	0	0/0	0	0/0	0	0/0	0	0/0	0	1 (0-1)	0	0	0	0	0	0	0	1	3:03
10	Jacob Gabler	5	2/8	25	2/8	25.0	0/0	0	1/5	20.0	6 (4-2)	0	1	1	0	0	0	0	1	12:57
11	*Tollak Crawford	8	4/5	80	4/5	80.0	0/0	0	0/0	0	2 (1-1)	2	1	0	0	1	0	0	9	19:03
12	*Nuer Bol	15	5/11	45.5	5/9	55.6	0/2	0	5/8	62.5	11 (3-8)	2	4	1	1	3	1	0	18	23:41
21	Shiloh Zevenberger	2	1/1	100	1/1	100.0	0/0	0	0/0	0	0	0	0	0	0	2	1	0	4	4:39
22	*Mudung Bol	13	2/13	15.4	2/10	20.0	0/3	0	9/9	100.0	4 (1-3)	1	5	1	0	3	0	0	5	25:27
24	*Nikko McNeal	5	2/6	33.3	2/5	40.0	0/1	0	1/2	50.0	4 (0-4)	3	0	1	0	1	1	0	6	21:19
32	Makanakealoha Api	0	0/0	0	0/0	0	0/0	0	0/0	0	0	0	0	0	0	0	0	0	0	2:10
<b>Total</b>		<b>69</b>	<b>24/55</b>	<b>43.6</b>	<b>22/44</b>	<b>50.0</b>	<b>2/11</b>	<b>18.2</b>	<b>19/28</b>	<b>67.9</b>	<b>42 (13-27)2</b>	<b>19 (1-0)</b>	<b>16</b>	<b>8</b>	<b>2</b>	<b>17</b>	<b>9</b>	<b>0</b>	<b>80</b>	<b>32:00</b>

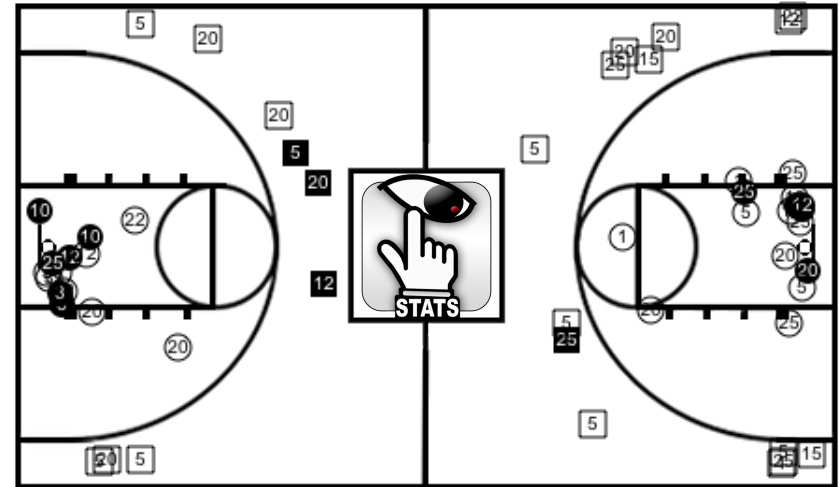
### Edmonds-Woodway



	1	2	3	4	F
H	22	17	11	19	69
A	14	8	13	10	45

Lead Changes: 3  
 Game Tied: 3  
 Away Largest Lead: 2  
 Home Largest Lead: 24  
 Away Longest Scoring Streak: 6  
 Home Longest Scoring Streak: 15

### Meadowdale

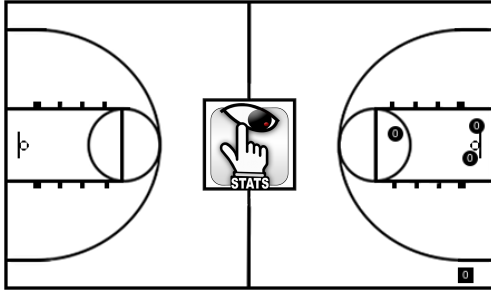


## Away - Meadowdale

#	Name	Points	Total FG	%	2pt FG	%	3pt FG	%	Free Throws	%	Reb(O-D)DB	PF(T-F)	T	Ast	Blk	Stl	Def	Transit	Eff	Min
1	Beau Hopkins	0	0/3	0	0/2	0	0/1	0	0/0	0	0	2	2	0	0	1	1	0	-4	6:33
3	Justin Jackson	2	1/2	50	1/2	50.0	0/0	0	0/0	0	0	5	0	3	0	2	0	0	6	12:31
5	*Hunter Moen	15	3/14	21.4	2/6	33.3	1/8	12.5	8/10	80.0	6 (1-5)	2	7	2	0	1	4	0	4	28:42
10	*Colton Walsh	5	2/2	100	2/2	100.0	0/0	0	1/2	50.0	0	0	1	0	0	0	0	0	3	5:14
11	Aaron Shrestha	0	0/0	0	0/0	0	0/0	0	0/0	0	0	0	0	0	1	0	1	0	1	3:18
12	*Mason Vaughn	10	4/9	44.4	3/7	42.9	1/2	50.0	1/1	100.0	8 (6-2)	5 (1-0)	1	1	4	1	0	0	18	26:25
15	Zach White	0	0/2	0	0/0	0	0/2	0	0/0	0	0	0	0	0	0	0	1	0	-2	5:35
20	*Cole Nelson	5	2/11	18.2	1/5	20.0	1/6	16.7	0/0	0	8 (2-6)	2	4	1	0	1	0	0	2	27:31
21	Deklund DeBell	0	0/0	0	0/0	0	0/0	0	0/0	0	0	0	1	0	0	0	0	0	-1	2:10
22	Will McKinley	0	0/2	0	0/1	0	0/1	0	0/0	0	2 (1-1)	4	2	0	0	1	1	0	-1	13:49
25	*Leonardo Baquian	7	3/8	37.5	2/5	40.0	1/3	33.3	0/0	0	7 (1-6)	2	5	1	0	1	1	0	6	26:02
34	Louis Gallagher	1	0/0	0	0/0	0	0/0	0	1/2	50.0	1 (0-1)	1	2	0	0	0	1	0	-1	2:10
<b>Total</b>		<b>45</b>	<b>15/53</b>	<b>28.3</b>	<b>11/30</b>	<b>36.7</b>	<b>4/23</b>	<b>17.4</b>	<b>11/15</b>	<b>73.3</b>	<b>36 (11-21)4</b>	<b>24 (1-0)</b>	<b>25</b>	<b>8</b>	<b>5</b>	<b>8</b>	<b>11</b>	<b>0</b>	<b>31</b>	<b>32:00</b>

# Edmonds-Woodway - Individual Player Charts

## #0 Chinedu Acholonu

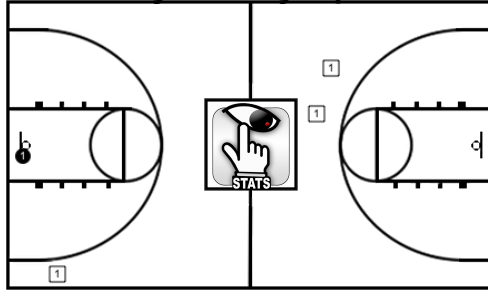


Points: 12  
 Total FG: 4/4 100%  
 2PT: 3/3 100%  
 3PT: 1/1 100%  
 FT: 3/4 75.0%  
 Fouls: 3  
 Efficiency: 26  
 Minutes: 25:26

Rebounds: 8 (O:3 D:5)  
 Assists: 1  
 Steals: 6  
 Blocks: 1  
 Deflects: 6  
 Turnovers: 1

Transition: 0

## #1 Bryan Bunyatipanon

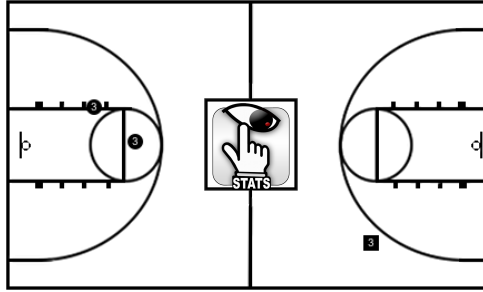


Points: 2  
 Total FG: 1/4 25.0%  
 2PT: 1/1 100%  
 3PT: 0/3 0%  
 FT: 0/0 0%  
 Fouls: 5  
 Efficiency: 3  
 Minutes: 11:30

Rebounds: 3 (O:1 D:2)  
 Assists: 1  
 Steals: 1  
 Blocks: 0  
 Deflects: 0  
 Turnovers: 1

Transition: 0

## #3 Steele Swinton

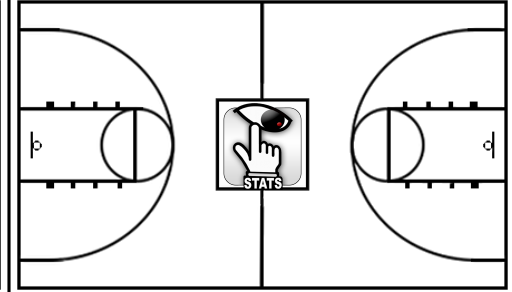


Points: 7  
 Total FG: 3/3 100%  
 2PT: 2/2 100%  
 3PT: 1/1 100%  
 FT: 0/0 0%  
 Fouls: 1  
 Efficiency: 7  
 Minutes: 8:35

Rebounds: 1 (O:0 D:1)  
 Assists: 1  
 Steals: 0  
 Blocks: 0  
 Deflects: 0  
 Turnovers: 2

Transition: 0

## #4 Thok Chuol

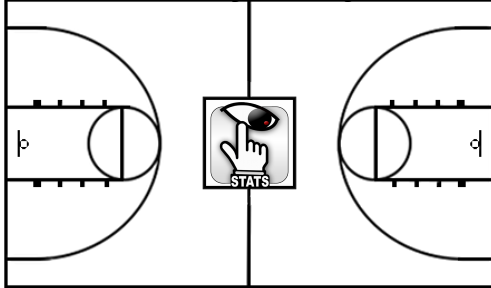


Points: 0  
 Total FG: 0/0 0%  
 2PT: 0/0 0%  
 3PT: 0/0 0%  
 FT: 0/0 0%  
 Fouls: 0  
 Efficiency: 0  
 Minutes: 2:10

Rebounds: 0 (O:0 D:0)  
 Assists: 0  
 Steals: 0  
 Blocks: 0  
 Deflects: 0  
 Turnovers: 0

Transition: 0

## #5 Andy Cerekja

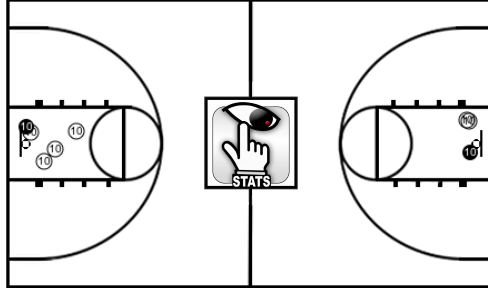


Points: 0  
 Total FG: 0/0 0%  
 2PT: 0/0 0%  
 3PT: 0/0 0%  
 FT: 0/0 0%  
 Fouls: 0  
 Efficiency: 1  
 Minutes: 3:03

Rebounds: 1 (O:0 D:1)  
 Assists: 0  
 Steals: 0  
 Blocks: 0  
 Deflects: 0  
 Turnovers: 0

Transition: 0

## #10 Jacob Gabler

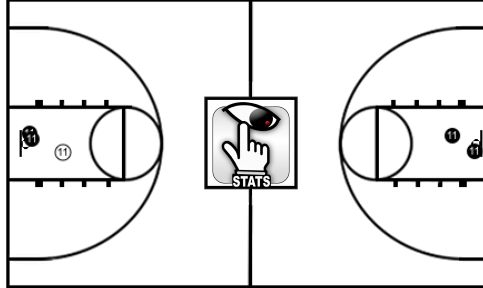


Points: 5  
 Total FG: 2/8 25.0%  
 2PT: 2/8 25.0%  
 3PT: 0/0 0%  
 FT: 1/5 20.0%  
 Fouls: 0  
 Efficiency: 1  
 Minutes: 12:57

Rebounds: 6 (O:4 D:2)  
 Assists: 1  
 Steals: 0  
 Blocks: 0  
 Deflects: 0  
 Turnovers: 1

Transition: 0

## #11 Tollak Crawford

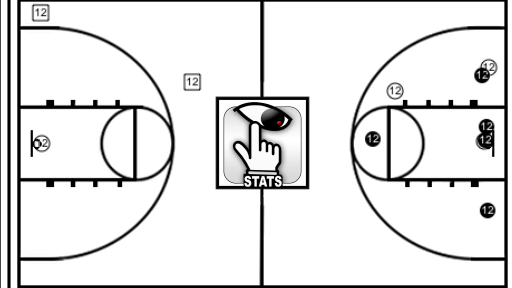


Points: 8  
 Total FG: 4/5 80.0%  
 2PT: 4/5 80.0%  
 3PT: 0/0 0%  
 FT: 0/0 0%  
 Fouls: 2  
 Efficiency: 9  
 Minutes: 19:03

Rebounds: 2 (O:1 D:1)  
 Assists: 0  
 Steals: 1  
 Blocks: 0  
 Deflects: 0  
 Turnovers: 1

Transition: 0

## #12 Nuer Bol

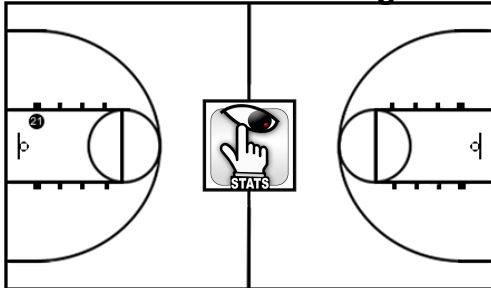


Points: 15  
 Total FG: 5/11 45.5%  
 2PT: 5/9 55.6%  
 3PT: 0/2 0%  
 FT: 5/8 62.5%  
 Fouls: 2  
 Efficiency: 18  
 Minutes: 23:41

Rebounds: 11 (O:3 D:8)  
 Assists: 1  
 Steals: 3  
 Blocks: 1  
 Deflects: 1  
 Turnovers: 4

Transition: 0

## #21 Shiloh Zevenbergen

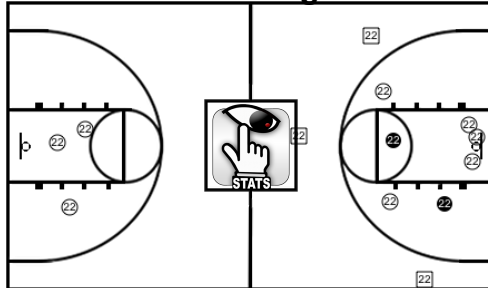


Points: 2  
 Total FG: 1/1 100%  
 2PT: 1/1 100%  
 3PT: 0/0 0%  
 FT: 0/0 0%  
 Fouls: 0  
 Efficiency: 4  
 Minutes: 4:39

Rebounds: 0 (O:0 D:0)  
 Assists: 0  
 Steals: 2  
 Blocks: 0  
 Deflects: 1  
 Turnovers: 0

Transition: 0

## #22 Mutdung Bol

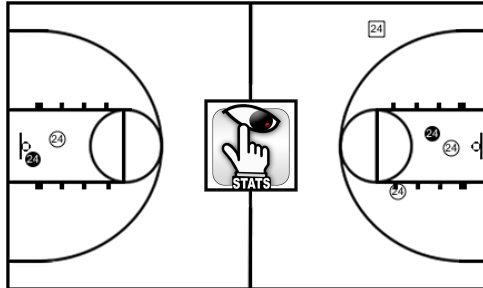


Points: 13  
 Total FG: 2/13 15.4%  
 2PT: 2/10 20.0%  
 3PT: 0/3 0%  
 FT: 9/9 100%  
 Fouls: 1  
 Efficiency: 5  
 Minutes: 25:27

Rebounds: 4 (O:1 D:3)  
 Assists: 1  
 Steals: 3  
 Blocks: 0  
 Deflects: 0  
 Turnovers: 5

Transition: 0

## #24 Nikko McNeal

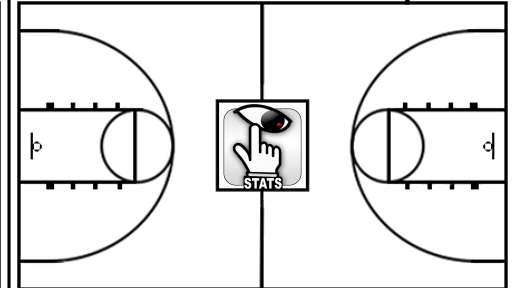


Points: 5  
 Total FG: 2/6 33.3%  
 2PT: 2/5 40.0%  
 3PT: 0/1 0%  
 FT: 1/2 50.0%  
 Fouls: 3  
 Efficiency: 6  
 Minutes: 21:19

Rebounds: 4 (O:0 D:4)  
 Assists: 1  
 Steals: 1  
 Blocks: 0  
 Deflects: 1  
 Turnovers: 0

Transition: 0

## #32 Makanakealoha Apio



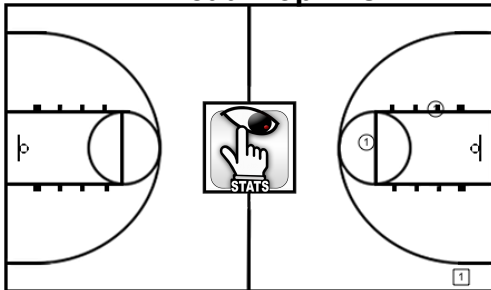
Points: 0  
 Total FG: 0/0 0%  
 2PT: 0/0 0%  
 3PT: 0/0 0%  
 FT: 0/0 0%  
 Fouls: 0  
 Efficiency: 0  
 Minutes: 2:10

Rebounds: 0 (O:0 D:0)  
 Assists: 0  
 Steals: 0  
 Blocks: 0  
 Deflects: 0  
 Turnovers: 0

Transition: 0

# Meadowdale - Individual Player Charts

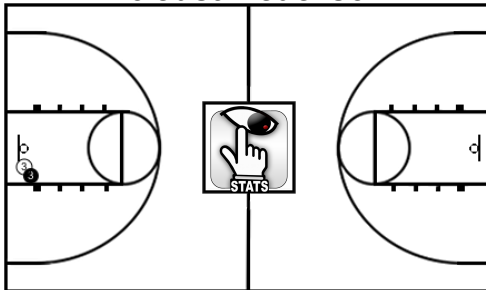
## #1 Beau Hopkins



Points: 0  
Total FG: 0/3 0%  
2PT: 0/2 0%  
3PT: 0/1 0%  
FT: 0/0 0%  
Fouls: 2  
Efficiency: -4  
Minutes: 6:33

Rebounds: 0 (O:0 D:0)  
Assists: 0  
Steals: 1  
Blocks: 0  
Deflects: 1  
Turnovers: 2  
Transition: 0

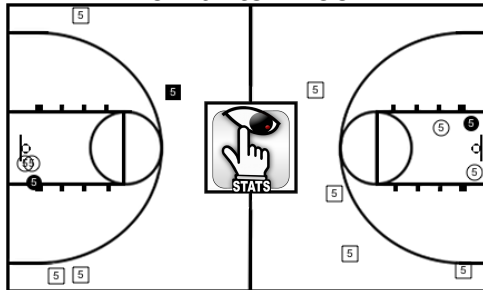
## #3 Justin Jackson



Points: 2  
Total FG: 1/2 50.0%  
2PT: 1/2 50.0%  
3PT: 0/0 0%  
FT: 0/0 0%  
Fouls: 5  
Efficiency: 6  
Minutes: 12:31

Rebounds: 0 (O:0 D:0)  
Assists: 3  
Steals: 2  
Blocks: 0  
Deflects: 0  
Turnovers: 0  
Transition: 0

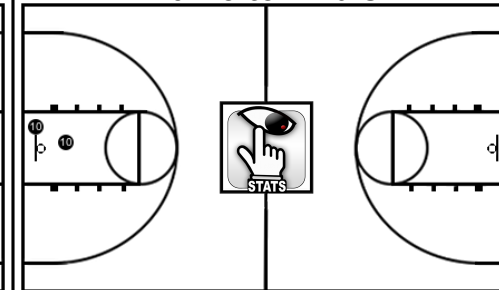
## #5 Hunter Moen



Points: 15  
Total FG: 3/14 21.4%  
2PT: 2/6 33.3%  
3PT: 1/8 12.5%  
FT: 8/10 80.0%  
Fouls: 2  
Efficiency: 4  
Minutes: 28:42

Rebounds: 6 (O:1 D:5)  
Assists: 2  
Steals: 1  
Blocks: 0  
Deflects: 4  
Turnovers: 7  
Transition: 0

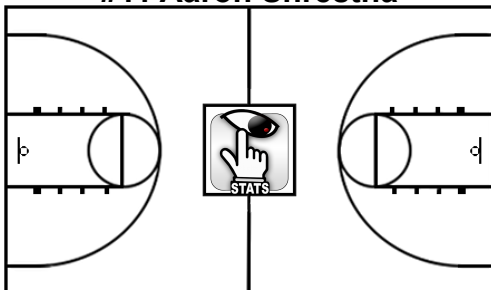
## #10 Colton Walsh



Points: 5  
Total FG: 2/2 100%  
2PT: 2/2 100%  
3PT: 0/0 0%  
FT: 1/2 50.0%  
Fouls: 0  
Efficiency: 3  
Minutes: 5:14

Rebounds: 0 (O:0 D:0)  
Assists: 0  
Steals: 0  
Blocks: 0  
Deflects: 0  
Turnovers: 1  
Transition: 0

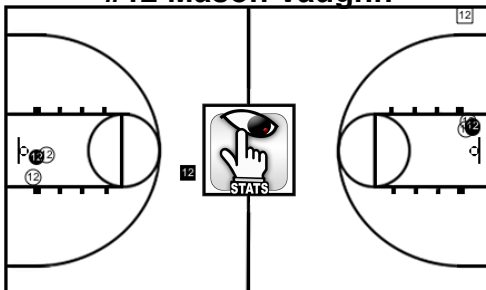
## #11 Aaron Shrestha



Points: 0  
Total FG: 0/0 0%  
2PT: 0/0 0%  
3PT: 0/0 0%  
FT: 0/0 0%  
Fouls: 0  
Efficiency: 1  
Minutes: 3:18

Rebounds: 0 (O:0 D:0)  
Assists: 0  
Steals: 0  
Blocks: 1  
Deflects: 1  
Turnovers: 0  
Transition: 0

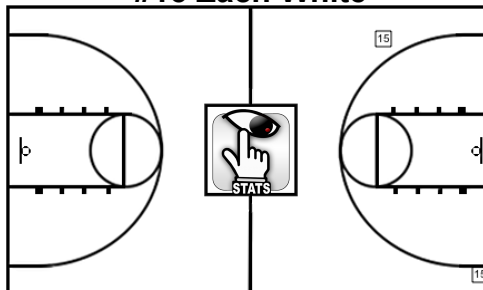
## #12 Mason Vaughn



Points: 10  
Total FG: 4/9 44.4%  
2PT: 3/7 42.9%  
3PT: 1/2 50.0%  
FT: 1/1 100%  
Fouls: 5  
Efficiency: 18  
Minutes: 26:25

Rebounds: 8 (O:6 D:2)  
Assists: 1  
Steals: 1  
Blocks: 4  
Deflects: 0  
Turnovers: 1  
Transition: 0

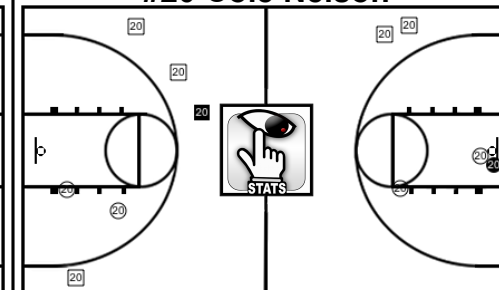
## #15 Zach White



Points: 0  
Total FG: 0/2 0%  
2PT: 0/0 0%  
3PT: 0/2 0%  
FT: 0/0 0%  
Fouls: 0  
Efficiency: -2  
Minutes: 5:35

Rebounds: 0 (O:0 D:0)  
Assists: 0  
Steals: 0  
Blocks: 0  
Deflects: 1  
Turnovers: 0  
Transition: 0

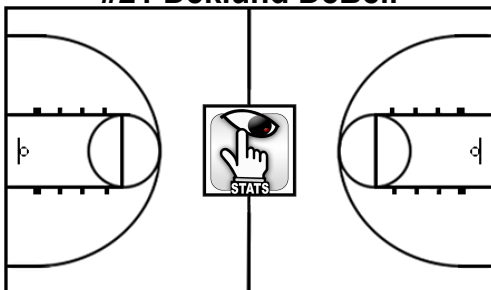
## #20 Cole Nelson



Points: 5  
Total FG: 2/11 18.2%  
2PT: 1/5 20.0%  
3PT: 1/6 16.7%  
FT: 0/0 0%  
Fouls: 2  
Efficiency: 2  
Minutes: 27:31

Rebounds: 8 (O:2 D:6)  
Assists: 1  
Steals: 1  
Blocks: 0  
Deflects: 0  
Turnovers: 4  
Transition: 0

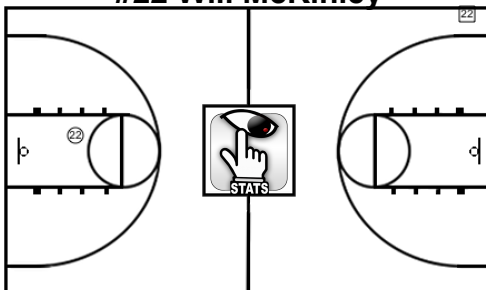
## #21 Deklund DeBell



Points: 0  
Total FG: 0/0 0%  
2PT: 0/0 0%  
3PT: 0/0 0%  
FT: 0/0 0%  
Fouls: 0  
Efficiency: -1  
Minutes: 2:10

Rebounds: 0 (O:0 D:0)  
Assists: 0  
Steals: 0  
Blocks: 0  
Deflects: 0  
Turnovers: 1  
Transition: 0

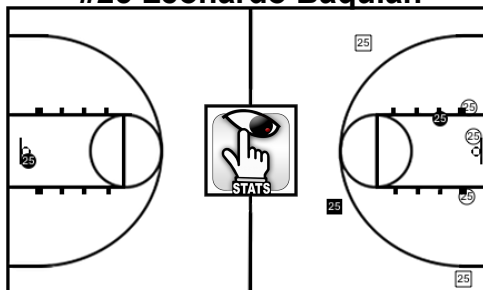
## #22 Will McKinley



Points: 0  
Total FG: 0/2 0%  
2PT: 0/1 0%  
3PT: 0/1 0%  
FT: 0/0 0%  
Fouls: 4  
Efficiency: -1  
Minutes: 13:49

Rebounds: 2 (O:1 D:1)  
Assists: 0  
Steals: 1  
Blocks: 0  
Deflects: 1  
Turnovers: 2  
Transition: 0

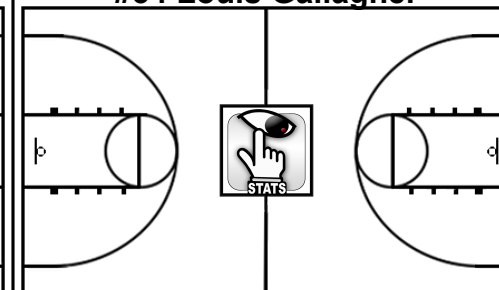
## #25 Leonardo Baquian



Points: 7  
Total FG: 3/8 37.5%  
2PT: 2/5 40.0%  
3PT: 1/3 33.3%  
FT: 0/0 0%  
Fouls: 2  
Efficiency: 6  
Minutes: 26:02

Rebounds: 7 (O:1 D:6)  
Assists: 1  
Steals: 1  
Blocks: 0  
Deflects: 1  
Turnovers: 5  
Transition: 0

## #34 Louis Gallagher



Points: 1  
Total FG: 0/0 0%  
2PT: 0/0 0%  
3PT: 0/0 0%  
FT: 1/2 50.0%  
Fouls: 1  
Efficiency: -1  
Minutes: 2:10

Rebounds: 1 (O:0 D:1)  
Assists: 0  
Steals: 0  
Blocks: 0  
Deflects: 1  
Turnovers: 2  
Transition: 0