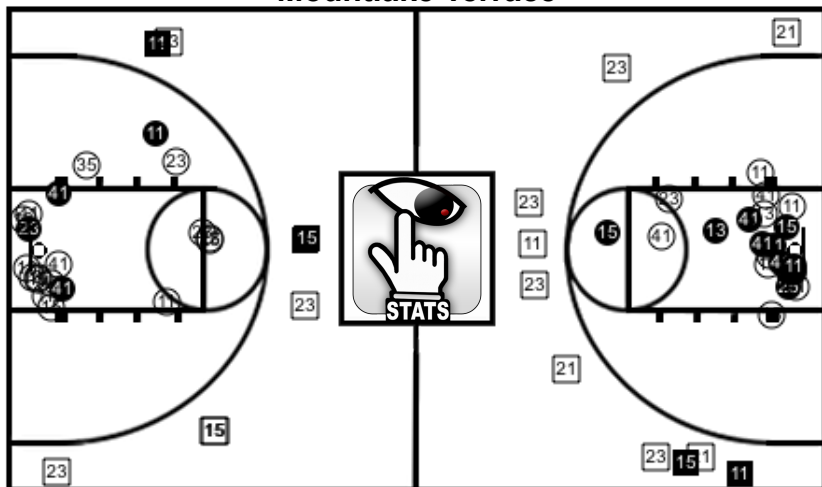


## Home - Mountlake Terrace

#	Name	Points	Total FG	%	2pt FG	%	3pt FG	%	Free Throws	%	Reb(O-D)DB	PF(T-F)	T	Ast	Blk	Stl	Def	Transit	Eff	Min
11	*Mason Christianson	14	5/11	45.5	3/8	37.5	2/3	66.7	2/2	100.0	5 (1-4)	2	4	3	0	0	2	0	12	26:59
13	*Muhammed Kinteh	2	1/6	16.7	1/6	16.7	0/0	0	0/0	0	5 (1-4)	2	2	0	0	0	0	0	0	11:07
15	Jeffrey Anyimah	10	4/10	40	2/6	33.3	2/4	50.0	0/0	0	6 (4-2)	0	3	1	0	1	0	0	9	18:50
21	*Trazz Pepper	2	0/3	0	0/0	0	0/3	0	2/2	100.0	2 (0-2)	3	2	2	0	0	3	0	1	24:42
23	*Robbie Baringer	7	2/13	15.4	1/5	20.0	1/8	12.5	2/2	100.0	4 (2-2)	0	0	3	0	0	0	0	3	27:20
25	*Bradey Blackmer	2	1/1	100	1/1	100.0	0/0	0	0/0	0	2 (1-1)	3	1	1	0	0	1	0	4	23:04
35	Vitaly Mkrtychyan	0	0/1	0	0/1	0	0/0	0	0/0	0	1 (0-1)	0	0	0	0	0	0	0	0	3:23
41	Jace Breakfield	14	7/14	50	7/14	50.0	0/0	0	0/1	0	9 (6-3)	4	3	0	3	1	0	0	16	24:35
<b>Total</b>		<b>51</b>	<b>20/59</b>	<b>33.9</b>	<b>15/41</b>	<b>36.6</b>	<b>5/18</b>	<b>27.8</b>	<b>6/7</b>	<b>85.7</b>	<b>39 (15-19)5</b>	<b>15</b>	<b>15</b>	<b>10</b>	<b>3</b>	<b>2</b>	<b>6</b>	<b>0</b>	<b>45</b>	<b>32:00</b>

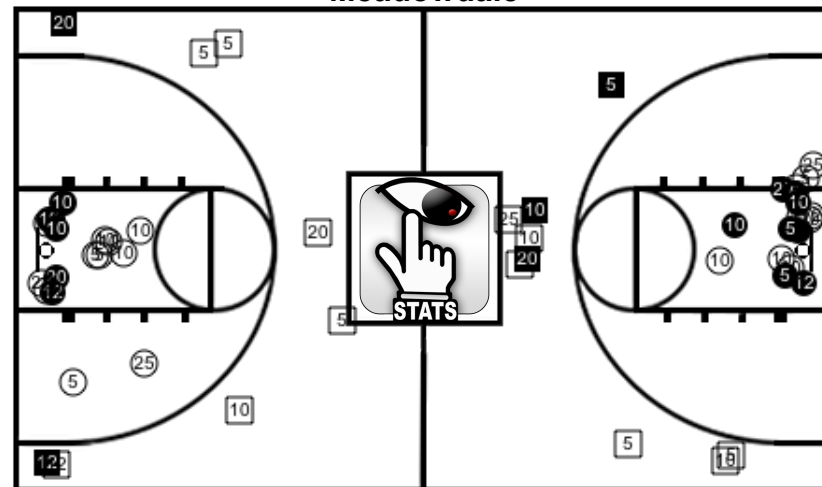
### Mountlake Terrace



	1	2	3	4	F
H	13	4	13	21	51
A	18	11	9	18	56

Lead Changes: 1  
 Game Tied: 0  
 Away Largest Lead: 14  
 Home Largest Lead: 0  
 Away Longest Scoring Streak: 10  
 Home Longest Scoring Streak: 9

### Meadowdale

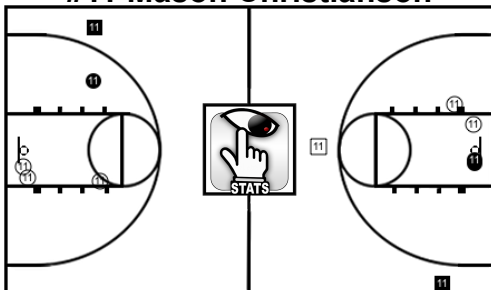


## Away - Meadowdale

#	Name	Points	Total FG	%	2pt FG	%	3pt FG	%	Free Throws	%	Reb(O-D)DB	PF(T-F)	T	Ast	Blk	Stl	Def	Transit	Eff	Min
3	Justin Jackson	0	0/0	0	0/0	0	0/0	0	0/0	0	1 (0-1)	2	0	0	0	1	1	0	2	10:50
5	*Hunter Moen	13	5/16	31.2	4/9	44.4	1/7	14.3	2/2	100.0	5 (2-3)	3	3	6	0	0	0	0	10	32:00
10	*Colton Walsh	25	8/21	38.1	7/17	41.2	1/4	25.0	8/9	88.9	8 (5-3)	3	3	5	2	3	2	0	26	28:23
12	*Mason Vaughn	7	3/6	50	2/4	50.0	1/2	50.0	0/0	0	5 (2-3)	2	1	1	0	1	0	0	10	28:01
20	*Cole Nelson	8	3/4	75	1/1	100.0	2/3	66.7	0/0	0	4 (0-4)	2	1	2	3	0	0	0	15	26:08
22	Will McKinley	0	0/0	0	0/0	0	0/0	0	0/0	0	2 (0-2)	2	0	1	0	0	0	0	3	8:55
25	*Leonardo Baquian	3	1/5	20	1/4	25.0	0/1	0	1/1	100.0	5 (0-5)	1	5	1	0	2	1	0	2	25:43
<b>Total</b>		<b>56</b>	<b>20/52</b>	<b>38.5</b>	<b>15/35</b>	<b>42.9</b>	<b>5/17</b>	<b>29.4</b>	<b>11/12</b>	<b>91.7</b>	<b>31 (9-21)1</b>	<b>15</b>	<b>13</b>	<b>16</b>	<b>5</b>	<b>7</b>	<b>4</b>	<b>0</b>	<b>68</b>	<b>32:00</b>

# Mountlake Terrace - Individual Player Charts

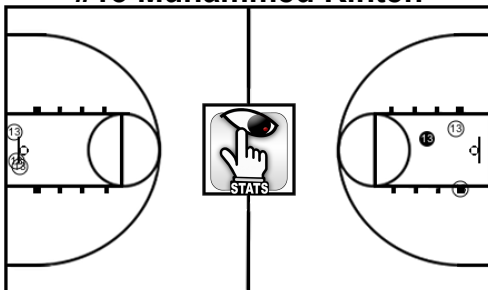
## #11 Mason Christianson



**Points:** 14  
**Total FG:** 5/11 45.5%  
**2PT:** 3/8 37.5%  
**3PT:** 2/3 66.7%  
**FT:** 2/2 100%  
**Fouls:** 2  
**Efficiency:** 12  
**Minutes:** 26:59

**Rebounds:** 5 (O:1 D:4)  
**Assists:** 3  
**Steals:** 0  
**Blocks:** 0  
**Deflects:** 2  
**Turnovers:** 4  
**Transition:** 0

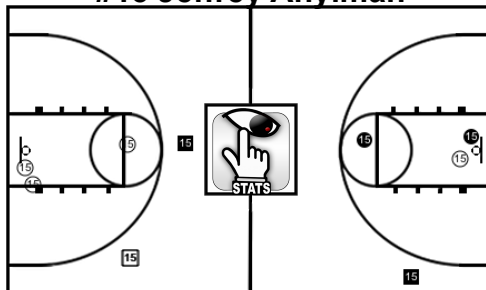
## #13 Muhammed Kinteh



**Points:** 2  
**Total FG:** 1/6 16.7%  
**2PT:** 1/6 16.7%  
**3PT:** 0/0 0%  
**FT:** 0/0 0%  
**Fouls:** 2  
**Efficiency:** 0  
**Minutes:** 11:07

**Rebounds:** 5 (O:1 D:4)  
**Assists:** 0  
**Steals:** 0  
**Blocks:** 0  
**Deflects:** 0  
**Turnovers:** 2  
**Transition:** 0

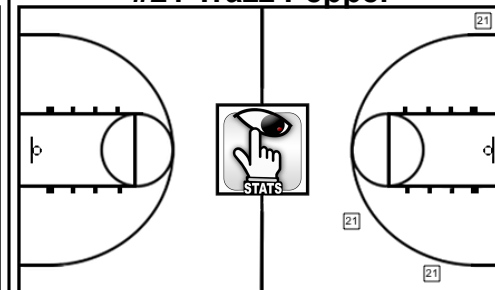
## #15 Jeffrey Anyimah



**Points:** 10  
**Total FG:** 4/10 40.0%  
**2PT:** 2/6 33.3%  
**3PT:** 2/4 50.0%  
**FT:** 0/0 0%  
**Fouls:** 0  
**Efficiency:** 9  
**Minutes:** 18:50

**Rebounds:** 6 (O:4 D:2)  
**Assists:** 1  
**Steals:** 1  
**Blocks:** 0  
**Deflects:** 0  
**Turnovers:** 3  
**Transition:** 0

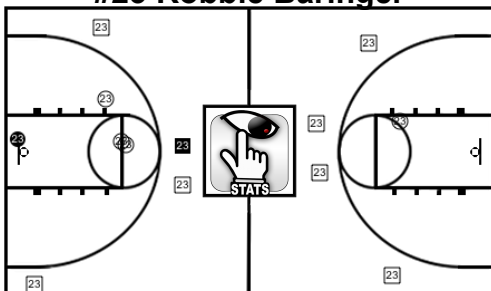
## #21 Trazz Pepper



**Points:** 2  
**Total FG:** 0/3 0%  
**2PT:** 0/0 0%  
**3PT:** 0/3 0%  
**FT:** 2/2 100%  
**Fouls:** 3  
**Efficiency:** 1  
**Minutes:** 24:42

**Rebounds:** 2 (O:0 D:2)  
**Assists:** 2  
**Steals:** 0  
**Blocks:** 0  
**Deflects:** 3  
**Turnovers:** 2  
**Transition:** 0

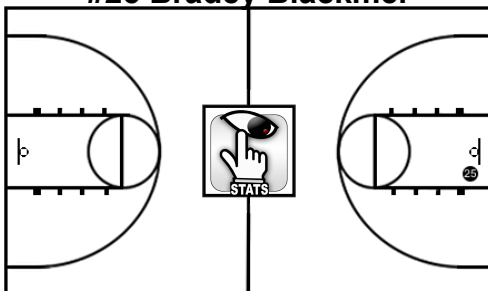
## #23 Robbie Baringer



**Points:** 7  
**Total FG:** 2/13 15.4%  
**2PT:** 1/5 20.0%  
**3PT:** 1/8 12.5%  
**FT:** 2/2 100%  
**Fouls:** 0  
**Efficiency:** 3  
**Minutes:** 27:20

**Rebounds:** 4 (O:2 D:2)  
**Assists:** 3  
**Steals:** 0  
**Blocks:** 0  
**Deflects:** 0  
**Turnovers:** 0  
**Transition:** 0

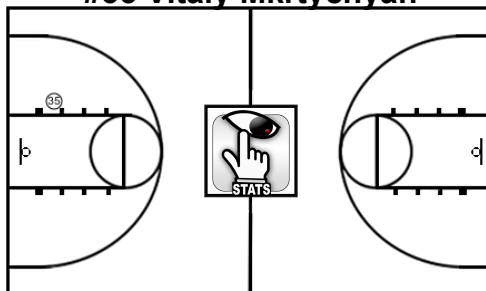
## #25 Bradey Blackmer



**Points:** 2  
**Total FG:** 1/1 100%  
**2PT:** 1/1 100%  
**3PT:** 0/0 0%  
**FT:** 0/0 0%  
**Fouls:** 3  
**Efficiency:** 4  
**Minutes:** 23:04

**Rebounds:** 2 (O:1 D:1)  
**Assists:** 1  
**Steals:** 0  
**Blocks:** 0  
**Deflects:** 1  
**Turnovers:** 1  
**Transition:** 0

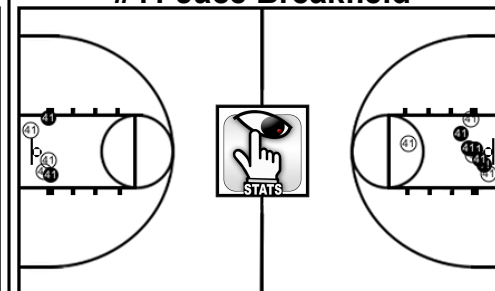
## #35 Vitaly Mkrtychyan



**Points:** 0  
**Total FG:** 0/1 0%  
**2PT:** 0/1 0%  
**3PT:** 0/0 0%  
**FT:** 0/0 0%  
**Fouls:** 0  
**Efficiency:** 0  
**Minutes:** 3:23

**Rebounds:** 1 (O:0 D:1)  
**Assists:** 0  
**Steals:** 0  
**Blocks:** 0  
**Deflects:** 0  
**Turnovers:** 0  
**Transition:** 0

## #41 Jace Breakfield

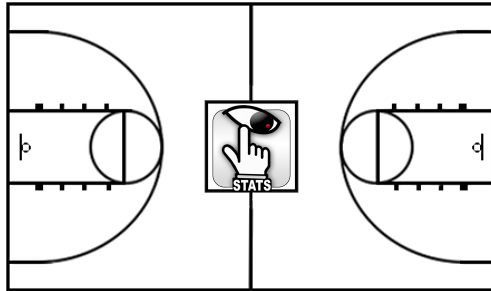


**Points:** 14  
**Total FG:** 7/14 50.0%  
**2PT:** 7/14 50.0%  
**3PT:** 0/0 0%  
**FT:** 0/1 0%  
**Fouls:** 4  
**Efficiency:** 16  
**Minutes:** 24:35

**Rebounds:** 9 (O:6 D:3)  
**Assists:** 0  
**Steals:** 1  
**Blocks:** 3  
**Deflects:** 0  
**Turnovers:** 3  
**Transition:** 0

# Meadowdale - Individual Player Charts

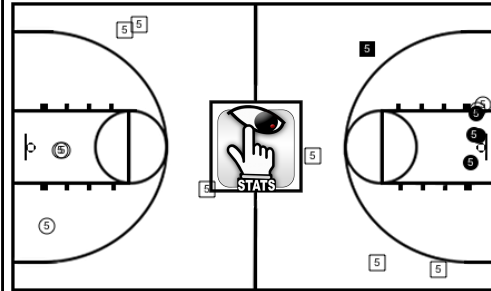
## #3 Justin Jackson



**Points:** 0  
**Total FG:** 0/0 0%  
**2PT:** 0/0 0%  
**3PT:** 0/0 0%  
**FT:** 0/0 0%  
**Fouls:** 2  
**Efficiency:** 2  
**Minutes:** 10:50

**Rebounds:** 1 (O:0 D:1)  
**Assists:** 0  
**Steals:** 1  
**Blocks:** 0  
**Deflects:** 1  
**Turnovers:** 0  
**Transition:** 0

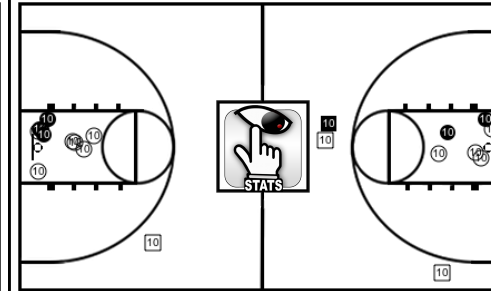
## #5 Hunter Moen



**Points:** 13  
**Total FG:** 5/16 31.2%  
**2PT:** 4/9 44.4%  
**3PT:** 1/7 14.3%  
**FT:** 2/2 100%  
**Fouls:** 3  
**Efficiency:** 10  
**Minutes:** 32:00

**Rebounds:** 5 (O:2 D:3)  
**Assists:** 6  
**Steals:** 0  
**Blocks:** 0  
**Deflects:** 0  
**Turnovers:** 3  
**Transition:** 0

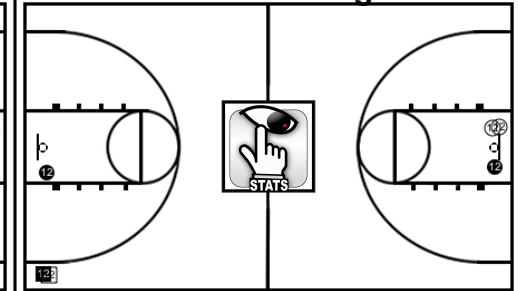
## #10 Colton Walsh



**Points:** 25  
**Total FG:** 8/21 38.1%  
**2PT:** 7/17 41.2%  
**3PT:** 1/4 25.0%  
**FT:** 8/9 88.9%  
**Fouls:** 3  
**Efficiency:** 26  
**Minutes:** 28:23

**Rebounds:** 8 (O:5 D:3)  
**Assists:** 5  
**Steals:** 3  
**Blocks:** 2  
**Deflects:** 2  
**Turnovers:** 3  
**Transition:** 0

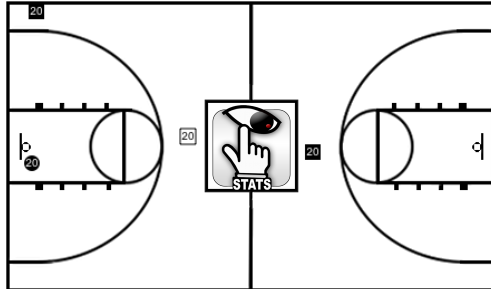
## #12 Mason Vaughn



**Points:** 7  
**Total FG:** 3/6 50.0%  
**2PT:** 2/4 50.0%  
**3PT:** 1/2 50.0%  
**FT:** 0/0 0%  
**Fouls:** 2  
**Efficiency:** 10  
**Minutes:** 28:01

**Rebounds:** 5 (O:2 D:3)  
**Assists:** 1  
**Steals:** 1  
**Blocks:** 0  
**Deflects:** 0  
**Turnovers:** 1  
**Transition:** 0

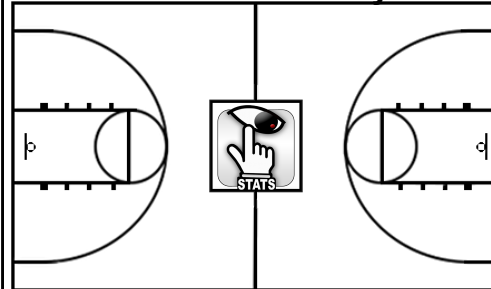
## #20 Cole Nelson



**Points:** 8  
**Total FG:** 3/4 75.0%  
**2PT:** 1/1 100%  
**3PT:** 2/3 66.7%  
**FT:** 0/0 0%  
**Fouls:** 2  
**Efficiency:** 15  
**Minutes:** 26:08

**Rebounds:** 4 (O:0 D:4)  
**Assists:** 2  
**Steals:** 0  
**Blocks:** 3  
**Deflects:** 0  
**Turnovers:** 1  
**Transition:** 0

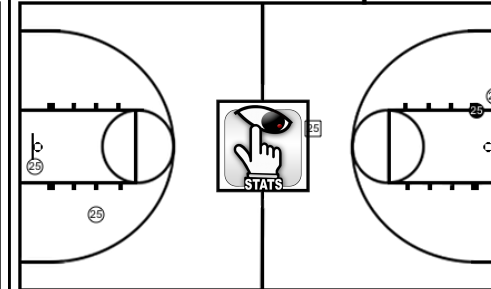
## #22 Will McKinley



**Points:** 0  
**Total FG:** 0/0 0%  
**2PT:** 0/0 0%  
**3PT:** 0/0 0%  
**FT:** 0/0 0%  
**Fouls:** 2  
**Efficiency:** 3  
**Minutes:** 8:55

**Rebounds:** 2 (O:0 D:2)  
**Assists:** 1  
**Steals:** 0  
**Blocks:** 0  
**Deflects:** 0  
**Turnovers:** 0  
**Transition:** 0

## #25 Leonardo Baquian



**Points:** 3  
**Total FG:** 1/5 20.0%  
**2PT:** 1/4 25.0%  
**3PT:** 0/1 0%  
**FT:** 1/1 100%  
**Fouls:** 1  
**Efficiency:** 2  
**Minutes:** 25:43

**Rebounds:** 5 (O:0 D:5)  
**Assists:** 1  
**Steals:** 2  
**Blocks:** 0  
**Deflects:** 1  
**Turnovers:** 5  
**Transition:** 0