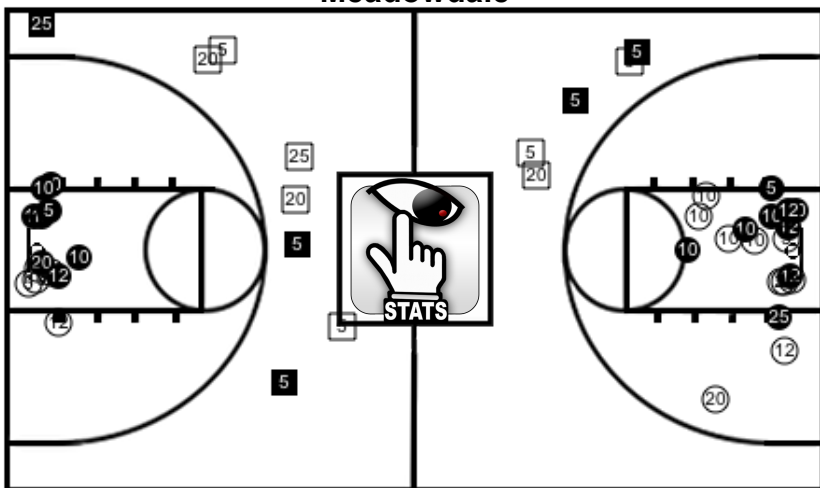


Home - Meadowdale

#	Name	Points	Total FG	%	2pt FG	%	3pt FG	%	Free Throws	%	Reb(O-D)	DB	PF(T-F)	T	Ast	Bik	Stl	Def	Transit	Eff	Min
3	Justin Jackson	0	0/0	0	0/0	0	0/0	0	0/0	0	4 (0-4)		0	2	3	0	0	0	0	5	16:10
5	*Hunter Moen	18	6/14	42.9	2/6	33.3	4/8	50.0	2/2	100.0	4 (1-3)		4	4	5	1	4	6	0	20	31:12
10	*Colton Walsh	19	7/12	58.3	7/12	58.3	0/0	0	5/7	71.4	0		2	2	0	2	0	3	0	12	32:00
12	*Mason Vaughn	10	5/8	62.5	5/8	62.5	0/0	0	0/0	0	4 (1-3)		1	0	3	0	2	0	0	16	23:38
20	*Cole Nelson	4	2/7	28.6	2/4	50.0	0/3	0	0/0	0	3 (0-3)		3	3	5	1	1	0	0	6	27:46
22	Will McKinley	0	0/0	0	0/0	0	0/0	0	0/0	0	0		1	1	1	0	0	0	0	0	9:55
25	*Leonardo Baquian	5	2/4	50	1/2	50.0	1/2	50.0	0/0	0	1 (0-1)		0	0	3	2	2	0	0	11	19:19
Total		56	22/45	48.9	17/32	53.1	5/13	38.5	7/9	77.8	18 (2-14)	2	11	12	20	6	9	9	0	70	32:00

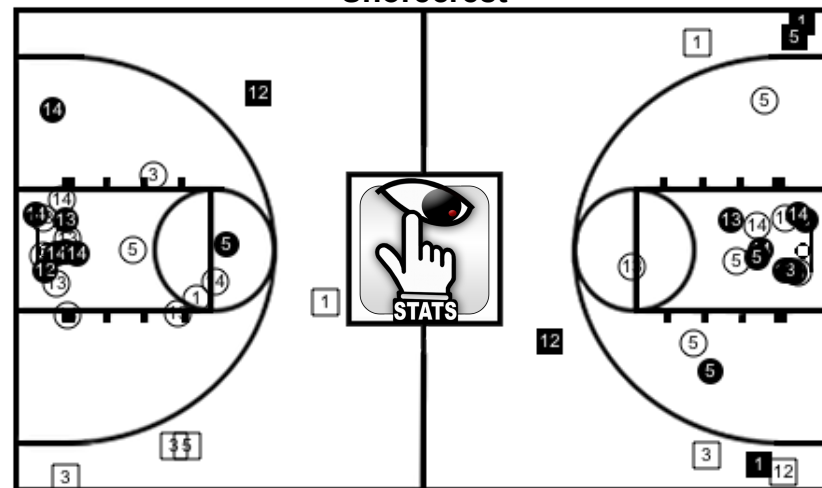
Meadowdale



	1	2	3	4	F
H	12	12	18	14	56
A	15	8	18	18	59

Lead Changes: 15
Game Tied: 9
Away Largest Lead: 7
Home Largest Lead: 5
Away Longest Scoring Streak: 6
Home Longest Scoring Streak: 7

Shorecrest

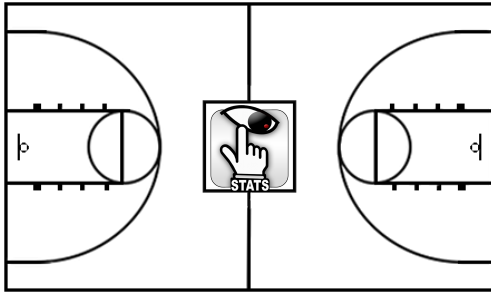


Away - Shorecrest

#	Name	Points	Total FG	%	2pt FG	%	3pt FG	%	Free Throws	%	Reb(O-D)	DB	PF(T-F)	T	Ast	Bik	Stl	Def	Transit	Eff	Min
1	*Michael Atendido	6	2/5	40	0/1	0	2/4	50.0	0/0	0	0		1	2	0	0	0	0	0	1	17:14
3	*Jack Sims	6	2/7	28.6	2/4	50.0	0/3	0	2/2	100.0	7 (1-6)		3	3	4	0	3	0	0	12	32:00
5	*Elijah Johnson	16	5/11	45.5	4/9	44.4	1/2	50.0	5/6	83.3	5 (0-5)		1	2	3	0	0	2	0	15	30:41
12	Hayden Bohag	8	3/4	75	1/1	100.0	2/3	66.7	0/0	0	2 (0-2)		1	2	1	0	1	1	0	9	15:27
13	*Newton Pepple	7	3/8	37.5	3/8	37.5	0/0	0	1/2	50.0	6 (2-4)		2	0	3	0	1	0	0	11	27:06
14	*Tim Opany	16	7/12	58.3	7/12	58.3	0/0	0	2/2	100.0	9 (6-3)		2	5	3	3	1	2	0	22	28:57
32	Marcus Tidwell	0	0/0	0	0/0	0	0/0	0	0/0	0	1 (0-1)		1	0	0	0	0	0	0	1	8:35
Total		59	22/47	46.8	17/35	48.6	5/12	41.7	10/12	83.3	32 (9-21)	2	11	14	14	3	6	5	0	71	32:00

Meadowdale - Individual Player Charts

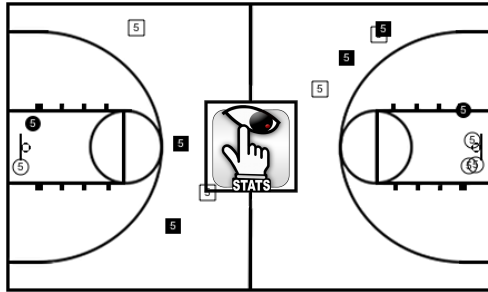
#3 Justin Jackson



Points: 0
Total FG: 0/0 0%
2PT: 0/0 0%
3PT: 0/0 0%
FT: 0/0 0%
Fouls: 0
Efficiency: 5
Minutes: 16:10

Rebounds: 4 (O:0 D:4)
Assists: 3
Steals: 0
Blocks: 0
Deflects: 0
Turnovers: 2
Transition: 0

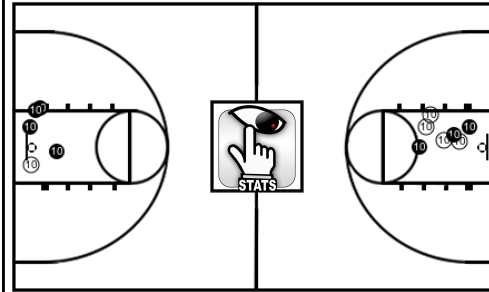
#5 Hunter Moen



Points: 18
Total FG: 6/14 42.9%
2PT: 2/6 33.3%
3PT: 4/8 50.0%
FT: 2/2 100%
Fouls: 4
Efficiency: 20
Minutes: 31:12

Rebounds: 4 (O:1 D:3)
Assists: 5
Steals: 4
Blocks: 1
Deflects: 6
Turnovers: 4
Transition: 0

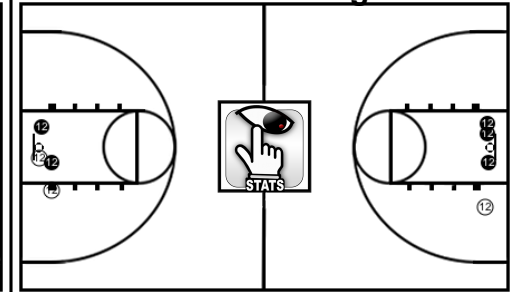
#10 Colton Walsh



Points: 19
Total FG: 7/12 58.3%
2PT: 7/12 58.3%
3PT: 0/0 0%
FT: 5/7 71.4%
Fouls: 2
Efficiency: 12
Minutes: 32:00

Rebounds: 0 (O:0 D:0)
Assists: 0
Steals: 0
Blocks: 2
Deflects: 3
Turnovers: 2
Transition: 0

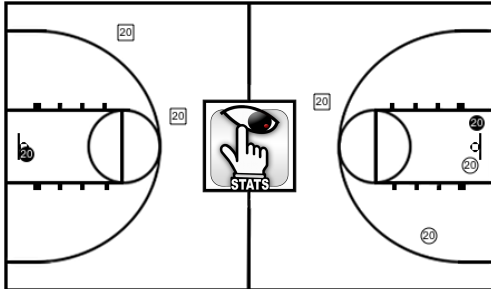
#12 Mason Vaughn



Points: 10
Total FG: 5/8 62.5%
2PT: 5/8 62.5%
3PT: 0/0 0%
FT: 0/0 0%
Fouls: 1
Efficiency: 16
Minutes: 23:38

Rebounds: 4 (O:1 D:3)
Assists: 3
Steals: 2
Blocks: 0
Deflects: 0
Turnovers: 0
Transition: 0

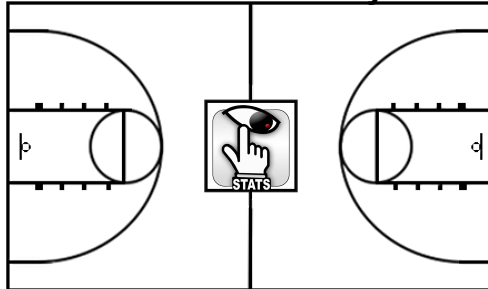
#20 Cole Nelson



Points: 4
Total FG: 2/7 28.6%
2PT: 2/4 50.0%
3PT: 0/3 0%
FT: 0/0 0%
Fouls: 3
Efficiency: 6
Minutes: 27:46

Rebounds: 3 (O:0 D:3)
Assists: 5
Steals: 1
Blocks: 1
Deflects: 0
Turnovers: 3
Transition: 0

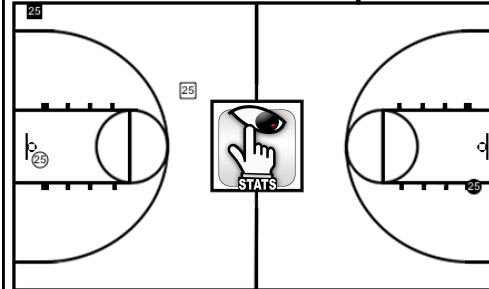
#22 Will McKinley



Points: 0
Total FG: 0/0 0%
2PT: 0/0 0%
3PT: 0/0 0%
FT: 0/0 0%
Fouls: 1
Efficiency: 0
Minutes: 9:55

Rebounds: 0 (O:0 D:0)
Assists: 1
Steals: 0
Blocks: 0
Deflects: 0
Turnovers: 1
Transition: 0

#25 Leonardo Baquian

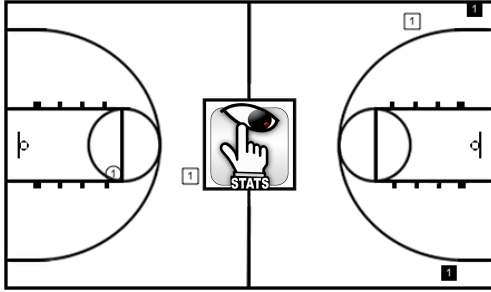


Points: 5
Total FG: 2/4 50.0%
2PT: 1/2 50.0%
3PT: 1/2 50.0%
FT: 0/0 0%
Fouls: 0
Efficiency: 11
Minutes: 19:19

Rebounds: 1 (O:0 D:1)
Assists: 3
Steals: 2
Blocks: 2
Deflects: 0
Turnovers: 0
Transition: 0

Shorecrest - Individual Player Charts

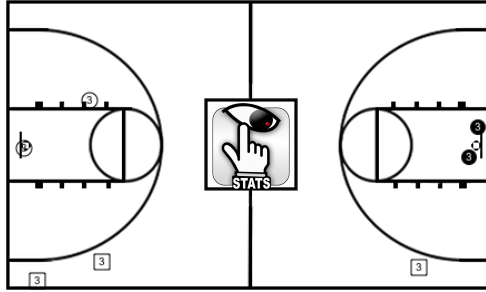
#1 Michael Atendido



Points: 6
 Total FG: 2/5 40.0%
 2PT: 0/1 0%
 3PT: 2/4 50.0%
 FT: 0/0 0%
 Fouls: 1
 Efficiency: 1
 Minutes: 17:14

Rebounds: 0 (O:0 D:0)
 Assists: 0
 Steals: 0
 Blocks: 0
 Deflects: 0
 Turnovers: 2
 Transition: 0

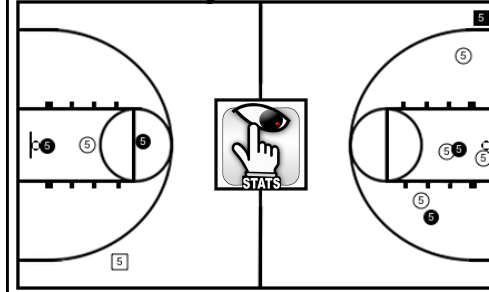
#3 Jack Sims



Points: 6
 Total FG: 2/7 28.6%
 2PT: 2/4 50.0%
 3PT: 0/3 0%
 FT: 2/2 100%
 Fouls: 3
 Efficiency: 12
 Minutes: 32:00

Rebounds: 7 (O:1 D:6)
 Assists: 4
 Steals: 3
 Blocks: 0
 Deflects: 0
 Turnovers: 3
 Transition: 0

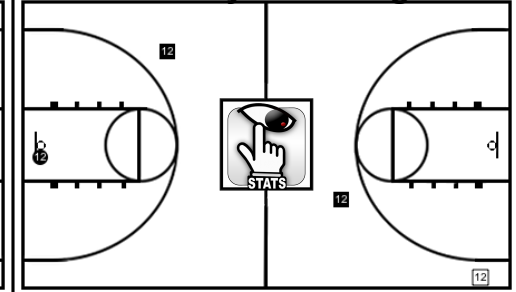
#5 Elijah Johnson



Points: 16
 Total FG: 5/11 45.5%
 2PT: 4/9 44.4%
 3PT: 1/2 50.0%
 FT: 5/6 83.3%
 Fouls: 1
 Efficiency: 15
 Minutes: 30:41

Rebounds: 5 (O:0 D:5)
 Assists: 3
 Steals: 0
 Blocks: 0
 Deflects: 2
 Turnovers: 2
 Transition: 0

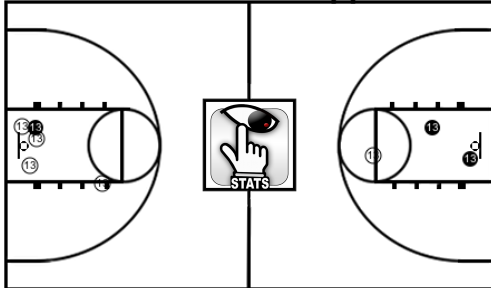
#12 Hayden Bohag



Points: 8
 Total FG: 3/4 75.0%
 2PT: 1/1 100%
 3PT: 2/3 66.7%
 FT: 0/0 0%
 Fouls: 1
 Efficiency: 9
 Minutes: 15:27

Rebounds: 2 (O:0 D:2)
 Assists: 1
 Steals: 1
 Blocks: 0
 Deflects: 1
 Turnovers: 2
 Transition: 0

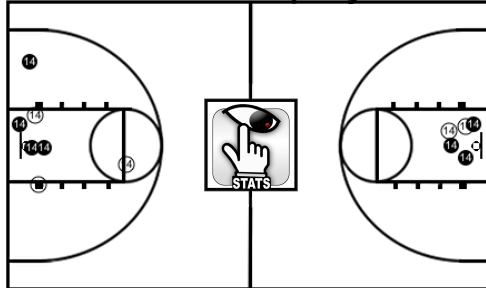
#13 Newton Pepple



Points: 7
 Total FG: 3/8 37.5%
 2PT: 3/8 37.5%
 3PT: 0/0 0%
 FT: 1/2 50.0%
 Fouls: 2
 Efficiency: 11
 Minutes: 27:06

Rebounds: 6 (O:2 D:4)
 Assists: 3
 Steals: 1
 Blocks: 0
 Deflects: 0
 Turnovers: 0
 Transition: 0

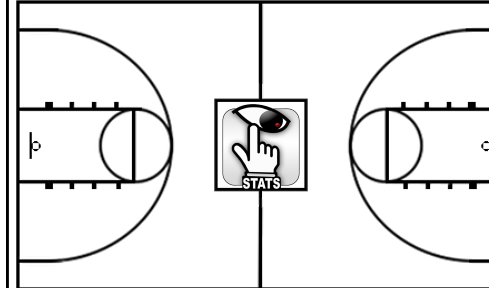
#14 Tim Opany



Points: 16
 Total FG: 7/12 58.3%
 2PT: 7/12 58.3%
 3PT: 0/0 0%
 FT: 2/2 100%
 Fouls: 2
 Efficiency: 22
 Minutes: 28:57

Rebounds: 9 (O:6 D:3)
 Assists: 3
 Steals: 1
 Blocks: 3
 Deflects: 2
 Turnovers: 5
 Transition: 0

#32 Marcus Tidwell



Points: 0
 Total FG: 0/0 0%
 2PT: 0/0 0%
 3PT: 0/0 0%
 FT: 0/0 0%
 Fouls: 1
 Efficiency: 1
 Minutes: 8:35

Rebounds: 1 (O:0 D:1)
 Assists: 0
 Steals: 0
 Blocks: 0
 Deflects: 0
 Turnovers: 0
 Transition: 0