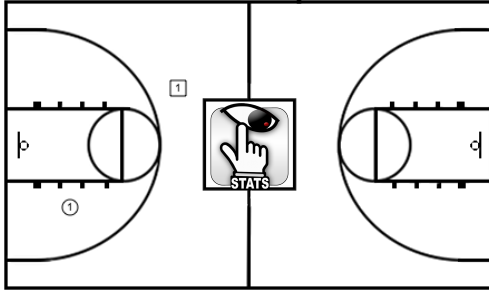


Meadowdale - Individual Player Charts

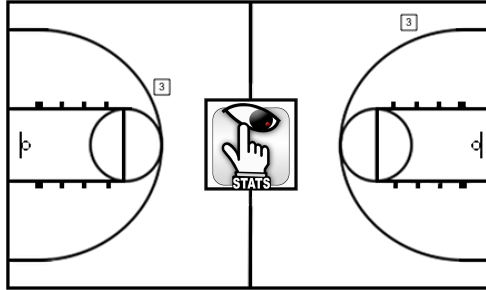
#1 Beau Hopkins



Points: 0
 Total FG: 0/2 0%
 2PT: 0/1 0%
 3PT: 0/1 0%
 FT: 0/0 0%
 Fouls: 0
 Efficiency: -3
 Minutes: 10:02

Rebounds: 1 (O:0 D:1)
 Assists: 0
 Steals: 0
 Blocks: 0
 Deflects: 0
 Turnovers: 2
 Transition: 0

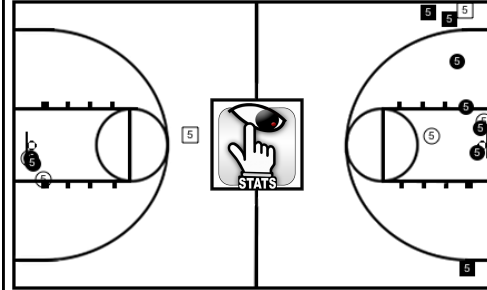
#3 Justin Jackson



Points: 2
 Total FG: 0/2 0%
 2PT: 0/0 0%
 3PT: 0/2 0%
 FT: 2/2 100%
 Fouls: 1
 Efficiency: 2
 Minutes: 19:47

Rebounds: 1 (O:0 D:1)
 Assists: 1
 Steals: 0
 Blocks: 0
 Deflects: 2
 Turnovers: 0
 Transition: 0

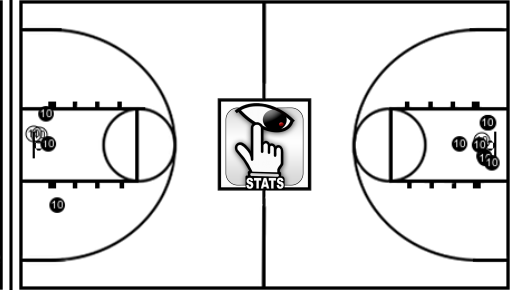
#5 Hunter Moen



Points: 27
 Total FG: 10/16 62.5%
 2PT: 7/11 63.6%
 3PT: 3/5 60.0%
 FT: 4/5 80.0%
 Fouls: 1
 Efficiency: 26
 Minutes: 27:11

Rebounds: 4 (O:0 D:4)
 Assists: 2
 Steals: 2
 Blocks: 1
 Deflects: 3
 Turnovers: 3
 Transition: 0

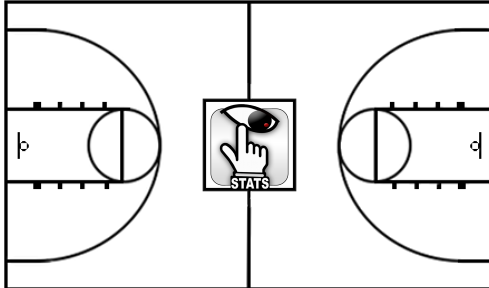
#10 Colton Walsh



Points: 24
 Total FG: 10/13 76.9%
 2PT: 10/13 76.9%
 3PT: 0/0 0%
 FT: 4/5 80.0%
 Fouls: 2
 Efficiency: 33
 Minutes: 24:25

Rebounds: 11 (O:4 D:7)
 Assists: 5
 Steals: 0
 Blocks: 0
 Deflects: 1
 Turnovers: 3
 Transition: 0

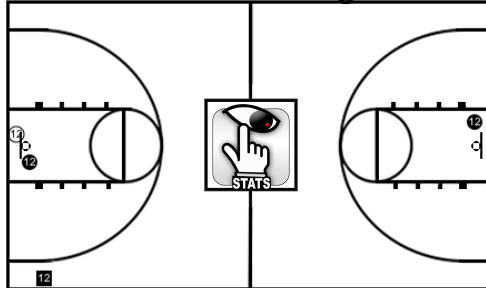
#11 Aaron Shrestha



Points: 0
 Total FG: 0/0 0%
 2PT: 0/0 0%
 3PT: 0/0 0%
 FT: 0/0 0%
 Fouls: 1
 Efficiency: 0
 Minutes: 2:54

Rebounds: 0 (O:0 D:0)
 Assists: 0
 Steals: 0
 Blocks: 0
 Deflects: 0
 Turnovers: 0
 Transition: 0

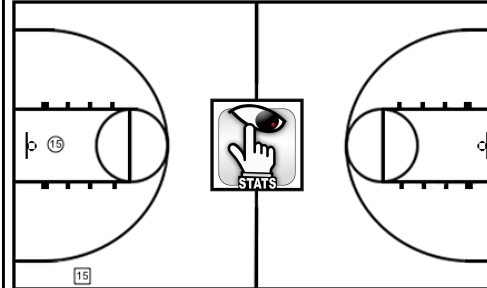
#12 Mason Vaughn



Points: 7
 Total FG: 3/4 75.0%
 2PT: 2/3 66.7%
 3PT: 1/1 100%
 FT: 0/0 0%
 Fouls: 3
 Efficiency: 12
 Minutes: 21:58

Rebounds: 5 (O:0 D:5)
 Assists: 1
 Steals: 2
 Blocks: 0
 Deflects: 0
 Turnovers: 2
 Transition: 0

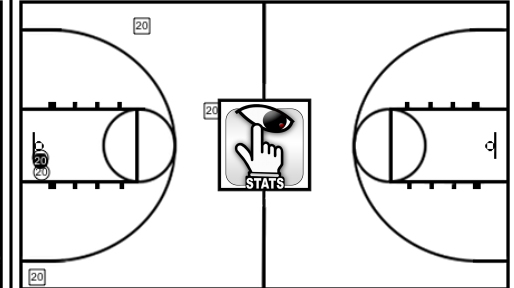
#15 Zach White



Points: 0
 Total FG: 0/2 0%
 2PT: 0/1 0%
 3PT: 0/1 0%
 FT: 0/0 0%
 Fouls: 0
 Efficiency: 0
 Minutes: 6:02

Rebounds: 2 (O:0 D:2)
 Assists: 0
 Steals: 0
 Blocks: 0
 Deflects: 0
 Turnovers: 0
 Transition: 0

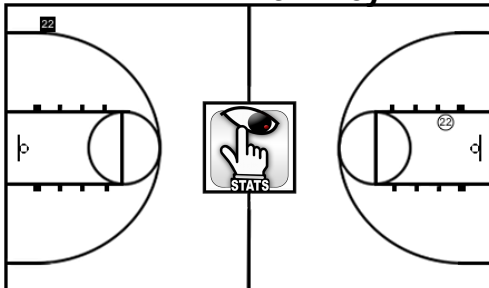
#20 Cole Nelson



Points: 2
 Total FG: 1/6 16.7%
 2PT: 1/3 33.3%
 3PT: 0/3 0%
 FT: 0/0 0%
 Fouls: 4
 Efficiency: 1
 Minutes: 11:07

Rebounds: 2 (O:1 D:1)
 Assists: 2
 Steals: 0
 Blocks: 1
 Deflects: 0
 Turnovers: 1
 Transition: 0

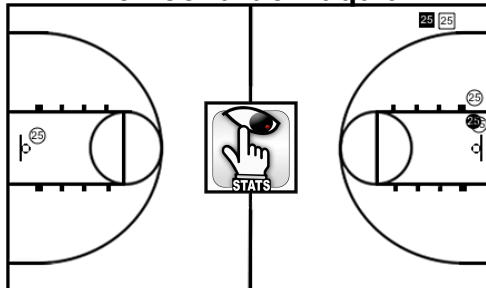
#22 Will McKinley



Points: 3
 Total FG: 1/2 50.0%
 2PT: 0/1 0%
 3PT: 1/1 100%
 FT: 0/0 0%
 Fouls: 4
 Efficiency: 7
 Minutes: 14:49

Rebounds: 2 (O:1 D:1)
 Assists: 3
 Steals: 0
 Blocks: 0
 Deflects: 1
 Turnovers: 0
 Transition: 0

#25 Leonardo Baquian

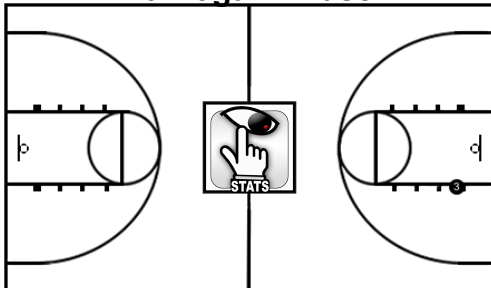


Points: 6
 Total FG: 2/6 33.3%
 2PT: 1/4 25.0%
 3PT: 1/2 50.0%
 FT: 1/1 100%
 Fouls: 3
 Efficiency: 5
 Minutes: 21:45

Rebounds: 1 (O:1 D:0)
 Assists: 0
 Steals: 2
 Blocks: 1
 Deflects: 0
 Turnovers: 1
 Transition: 0

Cedarcrest - Individual Player Charts

#3 Hogan Chase

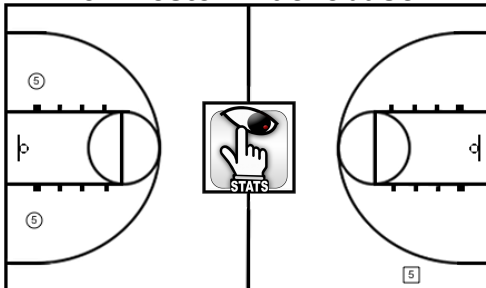


Points: 2
 Total FG: 1/1 100%
 2PT: 1/1 100%
 3PT: 0/0 0%
 FT: 0/0 0%
 Fouls: 0
 Efficiency: 5
 Minutes: 6:31

Rebounds: 3 (O:1 D:2)
 Assists: 0
 Steals: 0
 Blocks: 0
 Deflects: 0
 Turnovers: 0

Transition: 0

#5 Chester Brackebusch

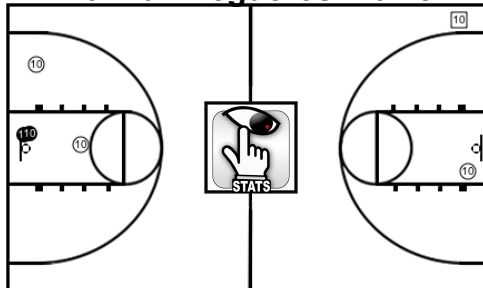


Points: 0
 Total FG: 0/3 0%
 2PT: 0/2 0%
 3PT: 0/1 0%
 FT: 0/4 0%
 Fouls: 4
 Efficiency: -6
 Minutes: 16:16

Rebounds: 1 (O:0 D:1)
 Assists: 2
 Steals: 2
 Blocks: 0
 Deflects: 1
 Turnovers: 4

Transition: 0

#10 Kian Pegueros-Warren

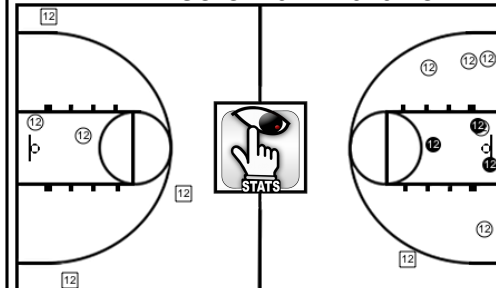


Points: 8
 Total FG: 2/6 33.3%
 2PT: 2/5 40.0%
 3PT: 0/1 0%
 FT: 4/5 80.0%
 Fouls: 1
 Efficiency: 8
 Minutes: 20:55

Rebounds: 5 (O:2 D:3)
 Assists: 0
 Steals: 0
 Blocks: 0
 Deflects: 1
 Turnovers: 0

Transition: 0

#12 Nicolo Cammarano

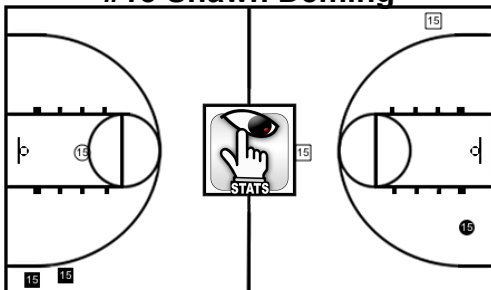


Points: 11
 Total FG: 3/14 21.4%
 2PT: 3/10 30.0%
 3PT: 0/4 0%
 FT: 5/7 71.4%
 Fouls: 2
 Efficiency: 2
 Minutes: 21:59

Rebounds: 3 (O:2 D:1)
 Assists: 0
 Steals: 0
 Blocks: 1
 Deflects: 0
 Turnovers: 0

Transition: 0

#15 Shawn Deming

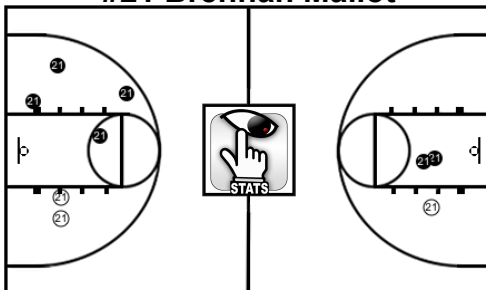


Points: 8
 Total FG: 3/6 50.0%
 2PT: 1/2 50.0%
 3PT: 2/4 50.0%
 FT: 0/0 0%
 Fouls: 4
 Efficiency: 11
 Minutes: 18:19

Rebounds: 4 (O:1 D:3)
 Assists: 2
 Steals: 0
 Blocks: 1
 Deflects: 0
 Turnovers: 1

Transition: 0

#21 Brennan Mallot

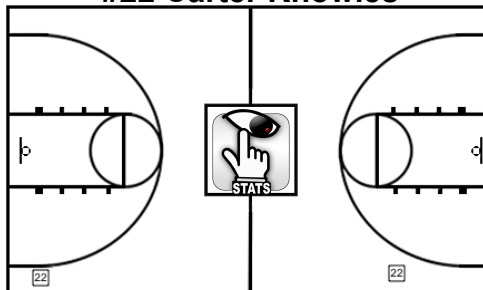


Points: 17
 Total FG: 6/9 66.7%
 2PT: 6/9 66.7%
 3PT: 0/0 0%
 FT: 5/6 83.3%
 Fouls: 1
 Efficiency: 15
 Minutes: 19:48

Rebounds: 3 (O:1 D:2)
 Assists: 1
 Steals: 0
 Blocks: 0
 Deflects: 0
 Turnovers: 2

Transition: 0

#22 Carter Knowles

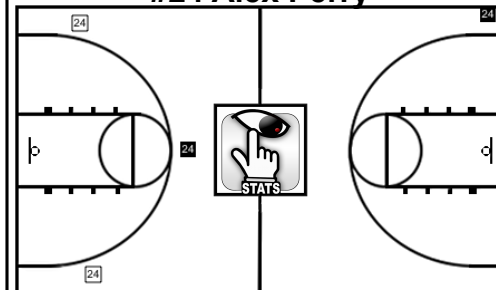


Points: 0
 Total FG: 0/2 0%
 2PT: 0/0 0%
 3PT: 0/2 0%
 FT: 0/0 0%
 Fouls: 0
 Efficiency: 0
 Minutes: 16:18

Rebounds: 1 (O:0 D:1)
 Assists: 2
 Steals: 0
 Blocks: 0
 Deflects: 0
 Turnovers: 1

Transition: 0

#24 Alex Perry

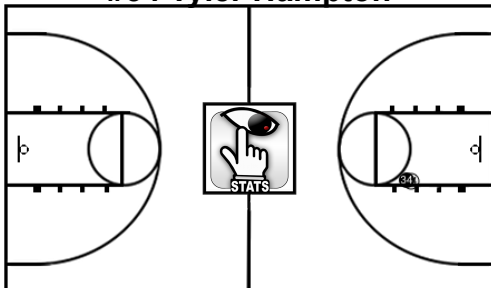


Points: 6
 Total FG: 2/4 50.0%
 2PT: 0/0 0%
 3PT: 2/4 50.0%
 FT: 0/0 0%
 Fouls: 0
 Efficiency: 3
 Minutes: 14:29

Rebounds: 0 (O:0 D:0)
 Assists: 0
 Steals: 1
 Blocks: 0
 Deflects: 0
 Turnovers: 2

Transition: 0

#34 Tyler Hampton

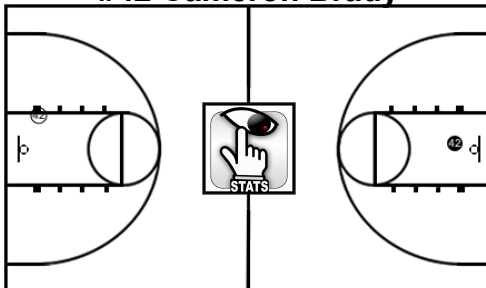


Points: 3
 Total FG: 1/2 50.0%
 2PT: 1/2 50.0%
 3PT: 0/0 0%
 FT: 1/2 50.0%
 Fouls: 0
 Efficiency: 2
 Minutes: 5:15

Rebounds: 1 (O:0 D:1)
 Assists: 0
 Steals: 0
 Blocks: 0
 Deflects: 0
 Turnovers: 0

Transition: 0

#42 Cameron Brady

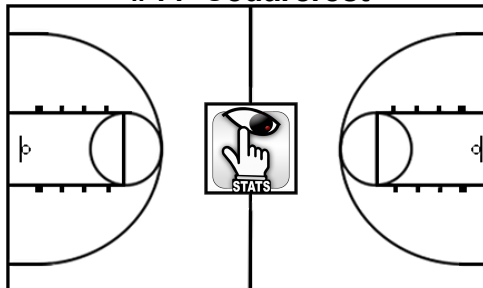


Points: 4
 Total FG: 1/2 50.0%
 2PT: 1/2 50.0%
 3PT: 0/0 0%
 FT: 2/4 50.0%
 Fouls: 2
 Efficiency: 5
 Minutes: 18:26

Rebounds: 3 (O:1 D:2)
 Assists: 1
 Steals: 0
 Blocks: 0
 Deflects: 0
 Turnovers: 0

Transition: 0

#44 Cedarcrest



Points: 0
 Total FG: 0/0 0%
 2PT: 0/0 0%
 3PT: 0/0 0%
 FT: 0/0 0%
 Fouls: 0
 Efficiency: 0
 Minutes: 1:44

Rebounds: 0 (O:0 D:0)
 Assists: 0
 Steals: 0
 Blocks: 0
 Deflects: 0
 Turnovers: 0

Transition: 0