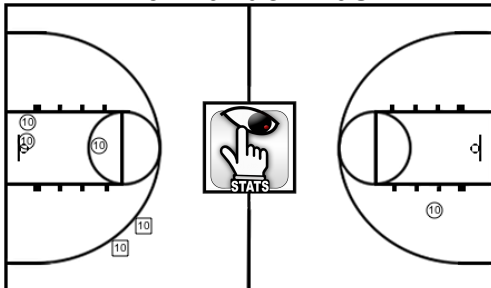




# Squalicum - Individual Player Charts

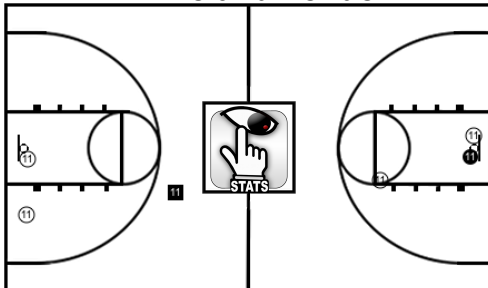
## #10 Brandon Cash



Points: 0  
 Total FG: 0/6 0%  
 2PT: 0/4 0%  
 3PT: 0/2 0%  
 FT: 0/0 0%  
 Fouls: 1  
 Efficiency: 0  
 Minutes: 21:51

Rebounds: 3 (O:0 D:3)  
 Assists: 4  
 Steals: 0  
 Blocks: 0  
 Deflects: 0  
 Turnovers: 1  
 Transition: 0

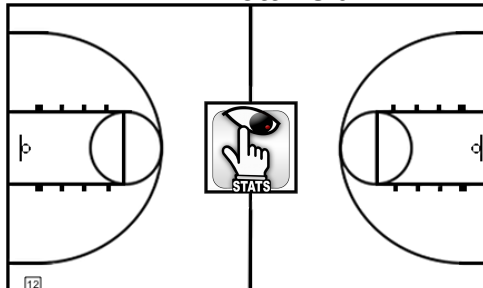
## #11 Leland Zender



Points: 5  
 Total FG: 2/6 33.3%  
 2PT: 1/5 20.0%  
 3PT: 1/1 100%  
 FT: 0/0 0%  
 Fouls: 3  
 Efficiency: 4  
 Minutes: 16:37

Rebounds: 4 (O:1 D:3)  
 Assists: 1  
 Steals: 0  
 Blocks: 0  
 Deflects: 0  
 Turnovers: 2  
 Transition: 0

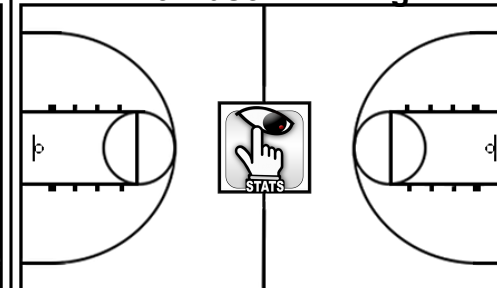
## #12 Elliott Aslan



Points: 0  
 Total FG: 0/1 0%  
 2PT: 0/0 0%  
 3PT: 0/1 0%  
 FT: 0/0 0%  
 Fouls: 3  
 Efficiency: 0  
 Minutes: 7:17

Rebounds: 1 (O:0 D:1)  
 Assists: 0  
 Steals: 0  
 Blocks: 0  
 Deflects: 0  
 Turnovers: 0  
 Transition: 0

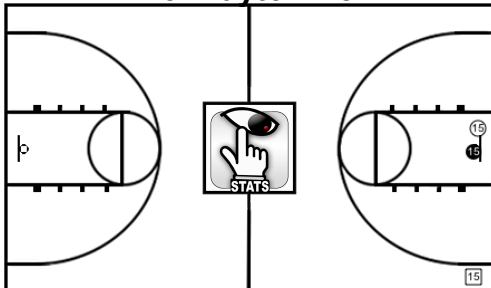
## #13 Mason Binning



Points: 0  
 Total FG: 0/0 0%  
 2PT: 0/0 0%  
 3PT: 0/0 0%  
 FT: 0/0 0%  
 Fouls: 0  
 Efficiency: 1  
 Minutes: 2:36

Rebounds: 1 (O:0 D:1)  
 Assists: 0  
 Steals: 0  
 Blocks: 0  
 Deflects: 0  
 Turnovers: 0  
 Transition: 0

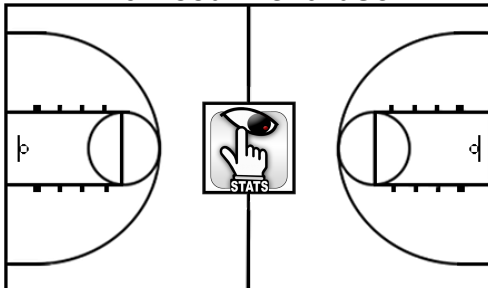
## #15 Clayton Bell



Points: 3  
 Total FG: 1/3 33.3%  
 2PT: 1/2 50.0%  
 3PT: 0/1 0%  
 FT: 1/2 50.0%  
 Fouls: 1  
 Efficiency: 1  
 Minutes: 8:00

Rebounds: 2 (O:0 D:2)  
 Assists: 0  
 Steals: 0  
 Blocks: 0  
 Deflects: 0  
 Turnovers: 1  
 Transition: 0

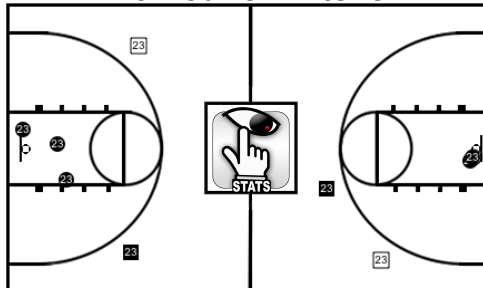
## #20 Reed Richardson



Points: 0  
 Total FG: 0/0 0%  
 2PT: 0/0 0%  
 3PT: 0/0 0%  
 FT: 0/1 0%  
 Fouls: 1  
 Efficiency: 3  
 Minutes: 10:09

Rebounds: 3 (O:0 D:3)  
 Assists: 0  
 Steals: 0  
 Blocks: 1  
 Deflects: 0  
 Turnovers: 0  
 Transition: 0

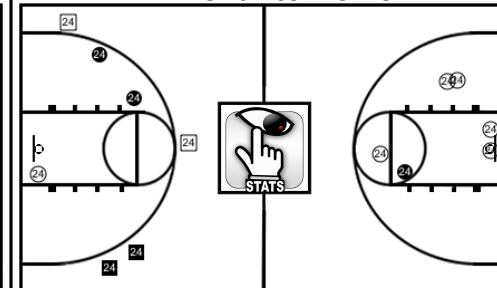
## #23 Detric Mitchell



Points: 22  
 Total FG: 7/10 70.0%  
 2PT: 5/6 83.3%  
 3PT: 2/4 50.0%  
 FT: 6/9 66.7%  
 Fouls: 1  
 Efficiency: 18  
 Minutes: 29:24

Rebounds: 3 (O:0 D:3)  
 Assists: 5  
 Steals: 1  
 Blocks: 0  
 Deflects: 0  
 Turnovers: 7  
 Transition: 0

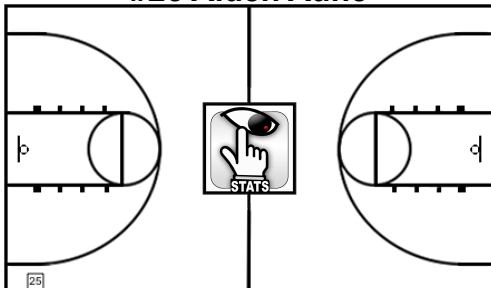
## #24 Devante Powell



Points: 13  
 Total FG: 5/13 38.5%  
 2PT: 3/9 33.3%  
 3PT: 2/4 50.0%  
 FT: 1/3 33.3%  
 Fouls: 1  
 Efficiency: 17  
 Minutes: 28:51

Rebounds: 7 (O:0 D:7)  
 Assists: 4  
 Steals: 5  
 Blocks: 0  
 Deflects: 0  
 Turnovers: 2  
 Transition: 0

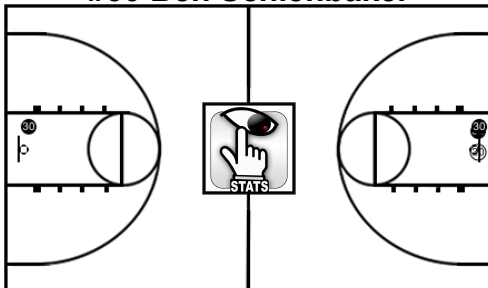
## #25 Aiden Aune



Points: 0  
 Total FG: 0/1 0%  
 2PT: 0/0 0%  
 3PT: 0/1 0%  
 FT: 0/0 0%  
 Fouls: 0  
 Efficiency: -1  
 Minutes: 2:36

Rebounds: 0 (O:0 D:0)  
 Assists: 0  
 Steals: 0  
 Blocks: 0  
 Deflects: 0  
 Turnovers: 0  
 Transition: 0

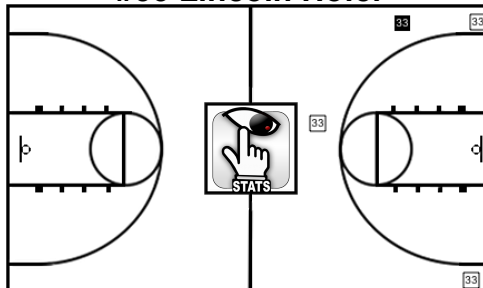
## #30 Ben Schlenbaker



Points: 8  
 Total FG: 3/4 75.0%  
 2PT: 3/4 75.0%  
 3PT: 0/0 0%  
 FT: 2/4 50.0%  
 Fouls: 1  
 Efficiency: 9  
 Minutes: 12:47

Rebounds: 5 (O:2 D:3)  
 Assists: 1  
 Steals: 0  
 Blocks: 0  
 Deflects: 0  
 Turnovers: 2  
 Transition: 0

## #33 Lincoln Hofer

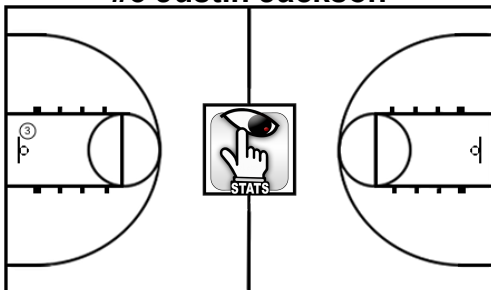


Points: 3  
 Total FG: 1/4 25.0%  
 2PT: 0/0 0%  
 3PT: 1/4 25.0%  
 FT: 0/0 0%  
 Fouls: 4  
 Efficiency: 3  
 Minutes: 19:52

Rebounds: 2 (O:0 D:2)  
 Assists: 1  
 Steals: 1  
 Blocks: 0  
 Deflects: 0  
 Turnovers: 1  
 Transition: 0

# Meadowdale - Individual Player Charts

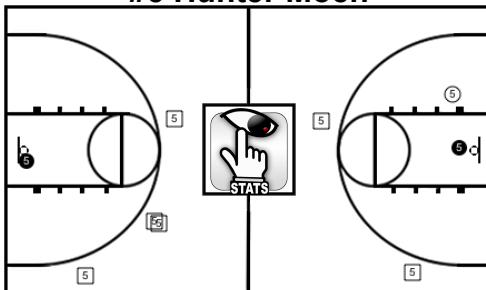
## #3 Justin Jackson



Points: 1  
 Total FG: 0/1 0%  
 2PT: 0/1 0%  
 3PT: 0/0 0%  
 FT: 1/2 50.0%  
 Fouls: 3  
 Efficiency: 0  
 Minutes: 15:53

Rebounds: 1 (O:0 D:1)  
 Assists: 1  
 Steals: 1  
 Blocks: 0  
 Deflects: 0  
 Turnovers: 2  
 Transition: 0

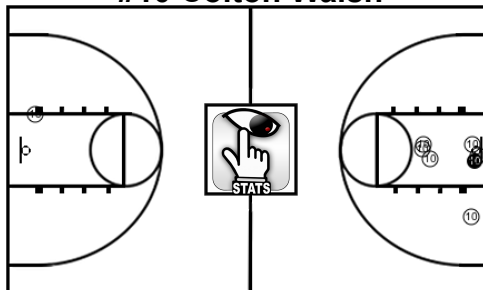
## #5 Hunter Moen



Points: 6  
 Total FG: 2/9 22.2%  
 2PT: 2/3 66.7%  
 3PT: 0/6 0%  
 FT: 2/2 100%  
 Fouls: 1  
 Efficiency: 2  
 Minutes: 27:54

Rebounds: 2 (O:1 D:1)  
 Assists: 1  
 Steals: 2  
 Blocks: 1  
 Deflects: 0  
 Turnovers: 3  
 Transition: 0

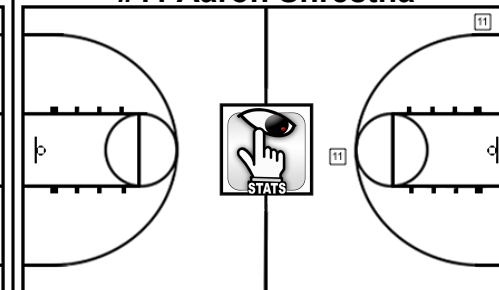
## #10 Colton Walsh



Points: 3  
 Total FG: 1/8 12.5%  
 2PT: 1/8 12.5%  
 3PT: 0/0 0%  
 FT: 1/2 50.0%  
 Fouls: 3  
 Efficiency: -6  
 Minutes: 14:21

Rebounds: 0 (O:0 D:0)  
 Assists: 2  
 Steals: 1  
 Blocks: 0  
 Deflects: 0  
 Turnovers: 4  
 Transition: 0

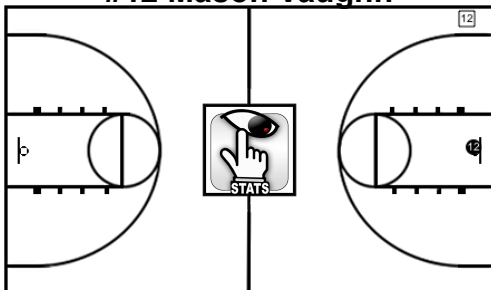
## #11 Aaron Shrestha



Points: 0  
 Total FG: 0/2 0%  
 2PT: 0/0 0%  
 3PT: 0/2 0%  
 FT: 0/0 0%  
 Fouls: 0  
 Efficiency: -1  
 Minutes: 4:15

Rebounds: 1 (O:1 D:0)  
 Assists: 0  
 Steals: 0  
 Blocks: 0  
 Deflects: 0  
 Turnovers: 0  
 Transition: 0

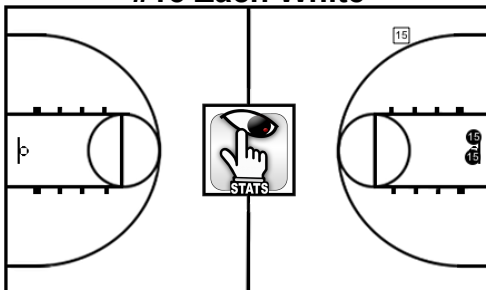
## #12 Mason Vaughn



Points: 2  
 Total FG: 1/2 50.0%  
 2PT: 1/1 100%  
 3PT: 0/1 0%  
 FT: 0/0 0%  
 Fouls: 5  
 Efficiency: 8  
 Minutes: 16:24

Rebounds: 5 (O:2 D:3)  
 Assists: 3  
 Steals: 2  
 Blocks: 0  
 Deflects: 0  
 Turnovers: 3  
 Transition: 0

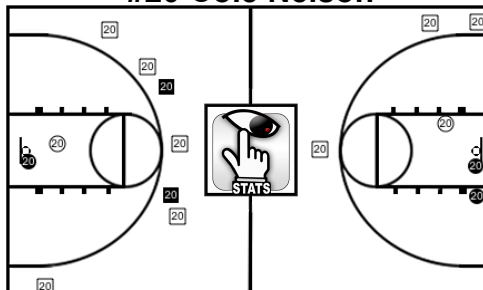
## #15 Zach White



Points: 6  
 Total FG: 2/3 66.7%  
 2PT: 2/2 100%  
 3PT: 0/1 0%  
 FT: 2/3 66.7%  
 Fouls: 1  
 Efficiency: 5  
 Minutes: 5:29

Rebounds: 1 (O:1 D:0)  
 Assists: 0  
 Steals: 0  
 Blocks: 0  
 Deflects: 0  
 Turnovers: 0  
 Transition: 0

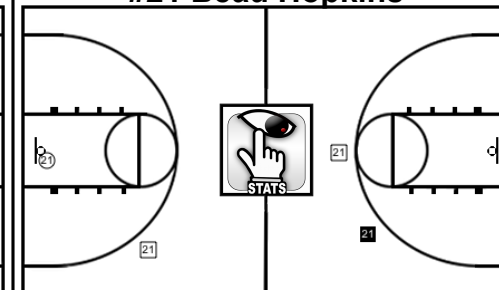
## #20 Cole Nelson



Points: 13  
 Total FG: 5/15 33.3%  
 2PT: 3/5 60.0%  
 3PT: 2/10 20.0%  
 FT: 1/1 100%  
 Fouls: 2  
 Efficiency: 7  
 Minutes: 27:45

Rebounds: 6 (O:0 D:6)  
 Assists: 0  
 Steals: 0  
 Blocks: 0  
 Deflects: 0  
 Turnovers: 2  
 Transition: 0

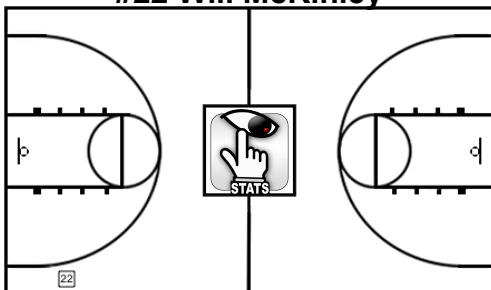
## #21 Beau Hopkins



Points: 3  
 Total FG: 1/4 25.0%  
 2PT: 0/1 0%  
 3PT: 1/3 33.3%  
 FT: 0/0 0%  
 Fouls: 0  
 Efficiency: 0  
 Minutes: 9:39

Rebounds: 0 (O:0 D:0)  
 Assists: 0  
 Steals: 0  
 Blocks: 0  
 Deflects: 0  
 Turnovers: 0  
 Transition: 0

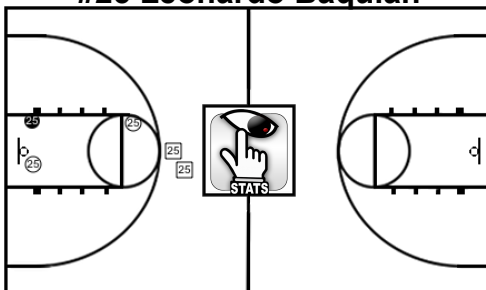
## #22 Will McKinley



Points: 0  
 Total FG: 0/1 0%  
 2PT: 0/0 0%  
 3PT: 0/1 0%  
 FT: 0/0 0%  
 Fouls: 2  
 Efficiency: -1  
 Minutes: 5:03

Rebounds: 0 (O:0 D:0)  
 Assists: 1  
 Steals: 0  
 Blocks: 0  
 Deflects: 0  
 Turnovers: 1  
 Transition: 0

## #25 Leonardo Baquian



Points: 3  
 Total FG: 1/5 20.0%  
 2PT: 1/3 33.3%  
 3PT: 0/2 0%  
 FT: 1/2 50.0%  
 Fouls: 1  
 Efficiency: 5  
 Minutes: 23:17

Rebounds: 7 (O:0 D:7)  
 Assists: 1  
 Steals: 1  
 Blocks: 0  
 Deflects: 0  
 Turnovers: 2  
 Transition: 0